

Graphing Rational Functions - Example 5

Example: Sketch the graph of:

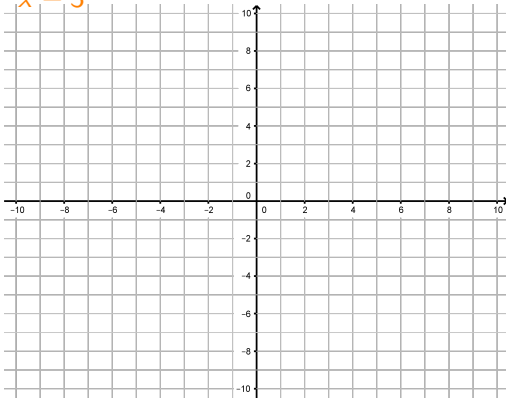
$$f(x) = \frac{3 \cdot x + 6}{x - 3}$$

Graphing Rational Functions - Example 5

Example: Sketch the graph of:

$$f(x) = \frac{3 \cdot x + 6}{x - 3}$$

We need to find:



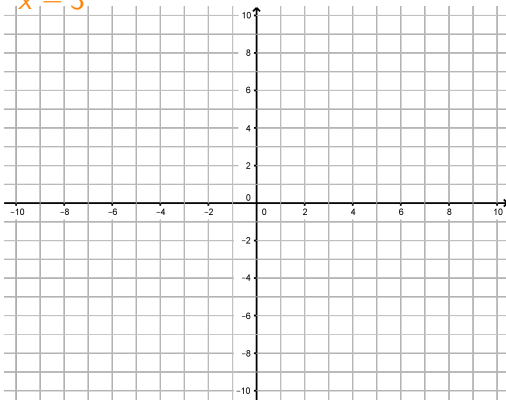
Graphing Rational Functions - Example 5

Example: Sketch the graph of:

$$f(x) = \frac{3 \cdot x + 6}{x - 3}$$

We need to find:

The y -int



Graphing Rational Functions - Example 5

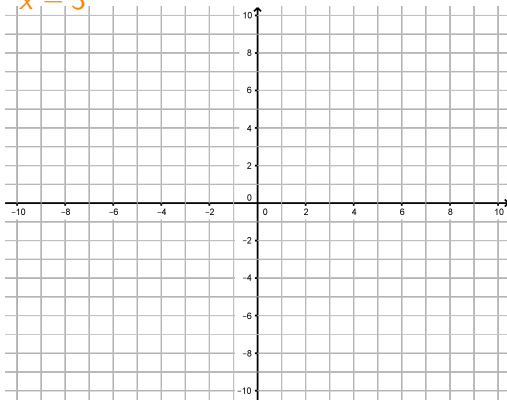
Example: Sketch the graph of:

$$f(x) = \frac{3 \cdot x + 6}{x - 3}$$

We need to find:

The y -int

The x -int



Graphing Rational Functions - Example 5

Example: Sketch the graph of:

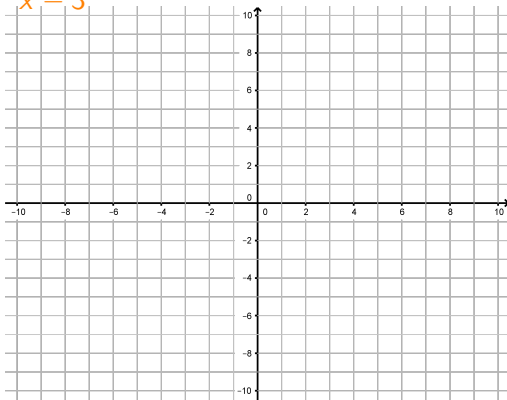
$$f(x) = \frac{3 \cdot x + 6}{x - 3}$$

We need to find:

The y -int

The x -int

Vertical asymptotes



Graphing Rational Functions - Example 5

Example: Sketch the graph of:

$$f(x) = \frac{3 \cdot x + 6}{x - 3}$$

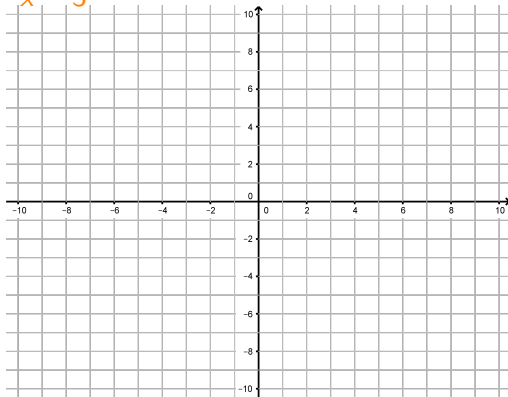
We need to find:

The y -int

The x -int

Vertical asymptotes

The End Behavior



Graphing Rational Functions - Example 5

Example: Sketch the graph of:

$$f(x) = \frac{3 \cdot x + 6}{x - 3}$$

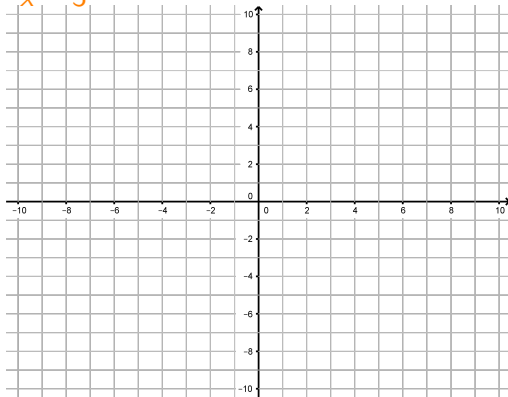
We need to find:

The y -int: $x = 0$

The x -int

Vertical asymptotes

The End Behavior



Graphing Rational Functions - Example 5

Example: Sketch the graph of:

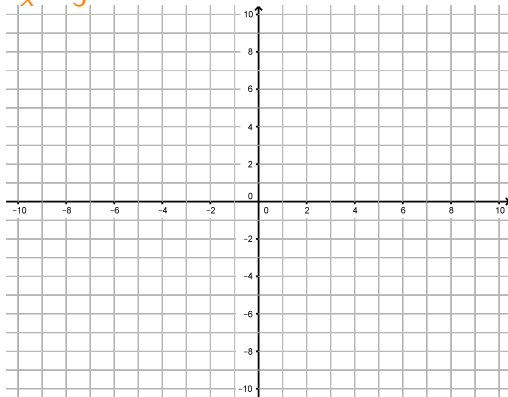
$$f(x) = \frac{3 \cdot x + 6}{x - 3}$$

We need to find:

The y -int: $x = 0$

$$f(0) = \frac{3 \cdot 0 + 6}{0 - 3} = -2 \rightarrow (0, -2)$$

The x -int



Vertical asymptotes

The End Behavior

Graphing Rational Functions - Example 5

Example: Sketch the graph of:

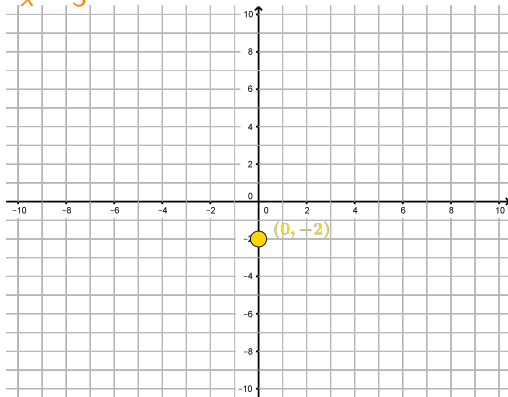
$$f(x) = \frac{3 \cdot x + 6}{x - 3}$$

We need to find:

The y -int: $x = 0$

$$f(0) = \frac{3 \cdot 0 + 6}{0 - 3} = -2 \rightarrow (0, -2)$$

The x -int



Vertical asymptotes

The End Behavior

Graphing Rational Functions - Example 5

Example: Sketch the graph of:

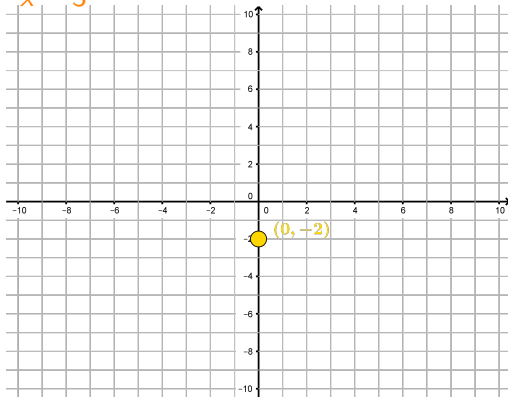
$$f(x) = \frac{3 \cdot x + 6}{x - 3}$$

We need to find:

The y -int: $x = 0$

$$f(0) = \frac{3 \cdot 0 + 6}{0 - 3} = -2 \rightarrow (0, -2)$$

The x -int: $y = f(x) = 0$



Vertical asymptotes

The End Behavior

Graphing Rational Functions - Example 5

Example: Sketch the graph of:

$$f(x) = \frac{3 \cdot x + 6}{x - 3}$$

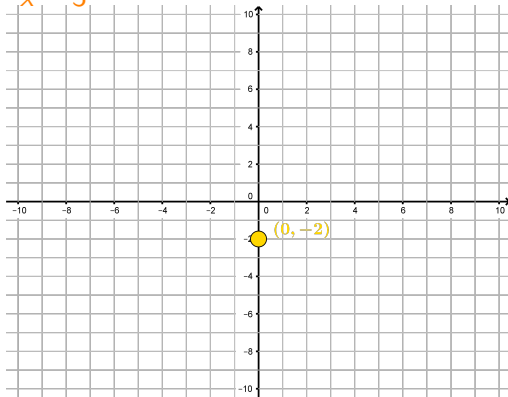
We need to find:

The y -int: $x = 0$

$$f(0) = \frac{3 \cdot 0 + 6}{0 - 3} = -2 \rightarrow (0, -2)$$

The x -int: $y = f(x) = 0$

$$\text{We need to solve } 0 = \frac{3 \cdot x + 6}{x - 3}$$



Vertical asymptotes

The End Behavior

Graphing Rational Functions - Example 5

Example: Sketch the graph of:

$$f(x) = \frac{3 \cdot x + 6}{x - 3}$$

We need to find:

The y -int: $x = 0$

$$f(0) = \frac{3 \cdot 0 + 6}{0 - 3} = -2 \rightarrow (0, -2)$$

The x -int: $y = f(x) = 0$

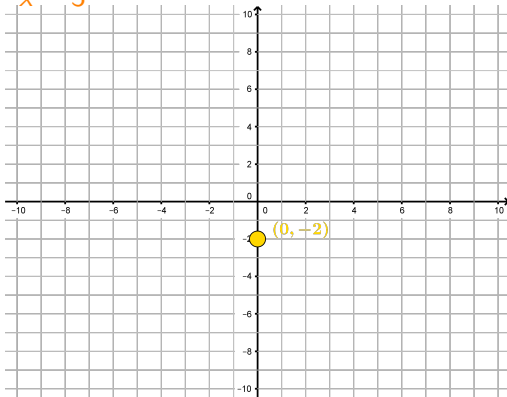
$$\text{We need to solve } 0 = \frac{3 \cdot x + 6}{x - 3}$$

► We can by solving:

$$0 = 3 \cdot x + 6$$

Vertical asymptotes

The End Behavior



Graphing Rational Functions - Example 5

Example: Sketch the graph of:

$$f(x) = \frac{3 \cdot x + 6}{x - 3}$$

We need to find:

The y -int: $x = 0$

$$f(0) = \frac{3 \cdot 0 + 6}{0 - 3} = -2 \rightarrow (0, -2)$$

The x -int: $y = f(x) = 0$

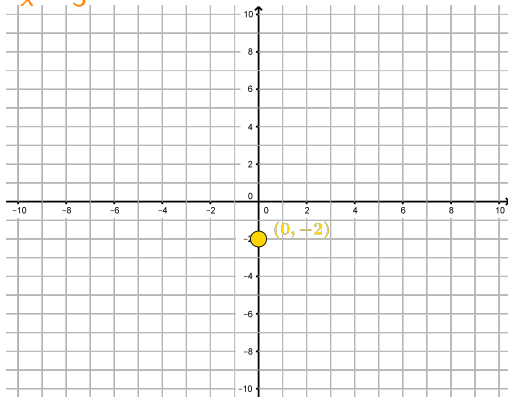
$$\text{We need to solve } 0 = \frac{3 \cdot x + 6}{x - 3}$$

► We can by solving:

$$0 = 3 \cdot x + 6$$

This gives: $x = -2$

Vertical asymptotes



The End Behavior

Graphing Rational Functions - Example 5

Example: Sketch the graph of:

$$f(x) = \frac{3 \cdot x + 6}{x - 3}$$

We need to find:

The y -int: $x = 0$

$$f(0) = \frac{3 \cdot 0 + 6}{0 - 3} = -2 \rightarrow (0, -2)$$

The x -int: $y = f(x) = 0$

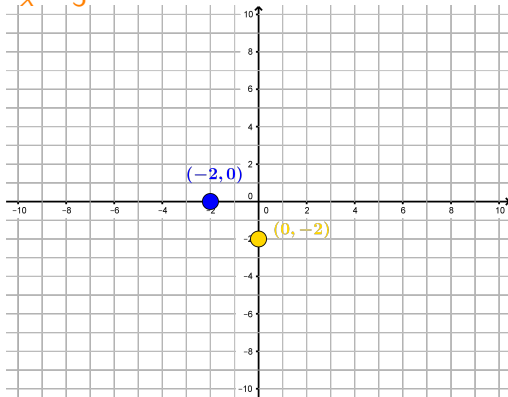
$$\text{We need to solve } 0 = \frac{3 \cdot x + 6}{x - 3}$$

► We can by solving:

$$0 = 3 \cdot x + 6$$

This gives: $x = -2$

Vertical asymptotes



The End Behavior

Graphing Rational Functions - Example 5

Example: Sketch the graph of:

$$f(x) = \frac{3 \cdot x + 6}{x - 3}$$

We need to find:

The y -int: $x = 0$

$$f(0) = \frac{3 \cdot 0 + 6}{0 - 3} = -2 \rightarrow (0, -2)$$

The x -int: $y = f(x) = 0$

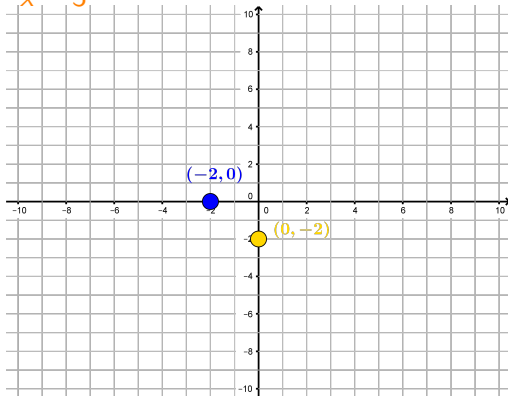
$$\text{We need to solve } 0 = \frac{3 \cdot x + 6}{x - 3}$$

► We can by solving:

$$0 = 3 \cdot x + 6$$

This gives: $x = -2$

Vertical asymptotes: $x - 3 = 0$



The End Behavior

Graphing Rational Functions - Example 5

Example: Sketch the graph of:

$$f(x) = \frac{3 \cdot x + 6}{x - 3}$$

We need to find:

The **y-int**: $x = 0$

$$f(0) = \frac{3 \cdot 0 + 6}{0 - 3} = -2 \rightarrow (0, -2)$$

The **x-int**: $y = f(x) = 0$

$$\text{We need to solve } 0 = \frac{3 \cdot x + 6}{x - 3}$$

► We can by solving:

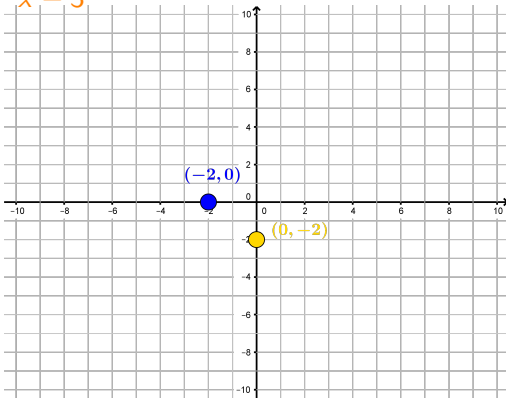
$$0 = 3 \cdot x + 6$$

This gives: $x = -2$

Vertical asymptotes: $x - 3 = 0$

Solving this polynomial gives:

The **End Behavior**



Graphing Rational Functions - Example 5

Example: Sketch the graph of:

$$f(x) = \frac{3 \cdot x + 6}{x - 3}$$

We need to find:

The **y-int**: $x = 0$

$$f(0) = \frac{3 \cdot 0 + 6}{0 - 3} = -2 \rightarrow (0, -2)$$

The **x-int**: $y = f(x) = 0$

$$\text{We need to solve } 0 = \frac{3 \cdot x + 6}{x - 3}$$

► We can by solving:

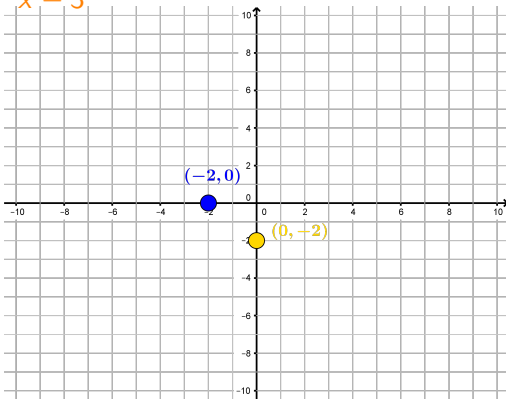
$$0 = 3 \cdot x + 6$$

This gives: $x = -2$

Vertical asymptotes: $x - 3 = 0$

Solving this polynomial gives: $x = 3$

The **End Behavior**



Graphing Rational Functions - Example 5

Example: Sketch the graph of:

$$f(x) = \frac{3 \cdot x + 6}{x - 3}$$

We need to find:

The **y-int**: $x = 0$

$$f(0) = \frac{3 \cdot 0 + 6}{0 - 3} = -2 \rightarrow (0, -2)$$

The **x-int**: $y = f(x) = 0$

$$\text{We need to solve } 0 = \frac{3 \cdot x + 6}{x - 3}$$

► We can by solving:

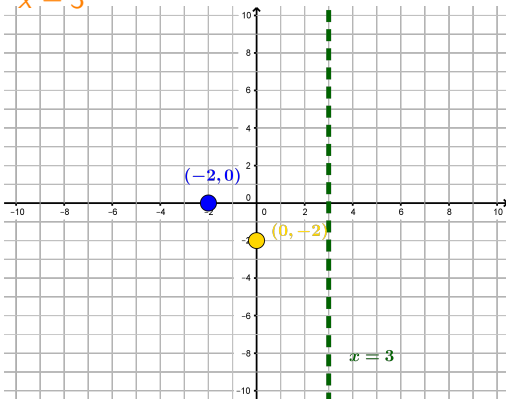
$$0 = 3 \cdot x + 6$$

This gives: $x = -2$

Vertical asymptotes: $x - 3 = 0$

Solving this polynomial gives: $x = 3$

The **End Behavior**



Graphing Rational Functions - Example 5

Example: Sketch the graph of:

$$f(x) = \frac{3 \cdot x + 6}{x - 3}$$

We need to find:

The **y-int**: $x = 0$

$$f(0) = \frac{3 \cdot 0 + 6}{0 - 3} = -2 \rightarrow (0, -2)$$

The **x-int**: $y = f(x) = 0$

$$\text{We need to solve } 0 = \frac{3 \cdot x + 6}{x - 3}$$

► We can by solving:

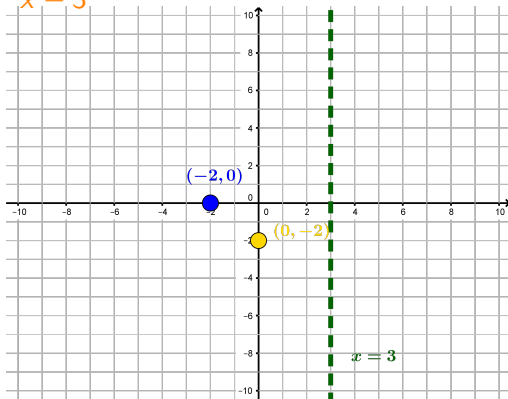
$$0 = 3 \cdot x + 6$$

This gives: $x = -2$

Vertical asymptotes: $x - 3 = 0$

Solving this polynomial gives: $x = 3$

The **End Behavior**: $x \rightarrow \pm\infty$



Graphing Rational Functions - Example 5

Example: Sketch the graph of:

$$f(x) = \frac{3 \cdot x + 6}{x - 3}$$

We need to find:

The **y-int**: $x = 0$

$$f(0) = \frac{3 \cdot 0 + 6}{0 - 3} = -2 \rightarrow (0, -2)$$

The **x-int**: $y = f(x) = 0$

$$\text{We need to solve } 0 = \frac{3 \cdot x + 6}{x - 3}$$

► We can by solving:

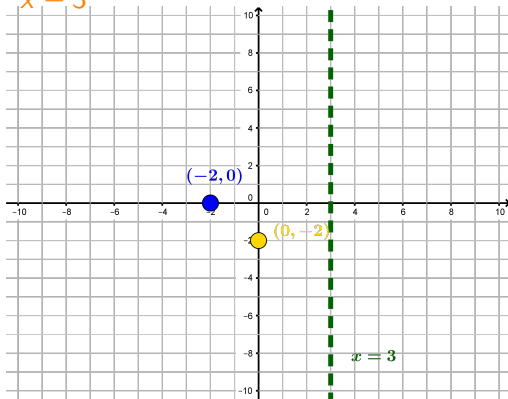
$$0 = 3 \cdot x + 6$$

This gives: $x = -2$

Vertical asymptotes: $x - 3 = 0$

Solving this polynomial gives: $x = 3$

The **End Behavior**: $x \rightarrow \pm\infty$



Graphing Rational Functions - Example 5

Example: Sketch the graph of:

$$f(x) = \frac{3 \cdot x + 6}{x - 3}$$

We need to find:

The y -int: $x = 0$

$$f(0) = \frac{3 \cdot 0 + 6}{0 - 3} = -2 \rightarrow (0, -2)$$

The x -int: $y = f(x) = 0$

$$\text{We need to solve } 0 = \frac{3 \cdot x + 6}{x - 3}$$

► We can by solving:

$$0 = 3 \cdot x + 6$$

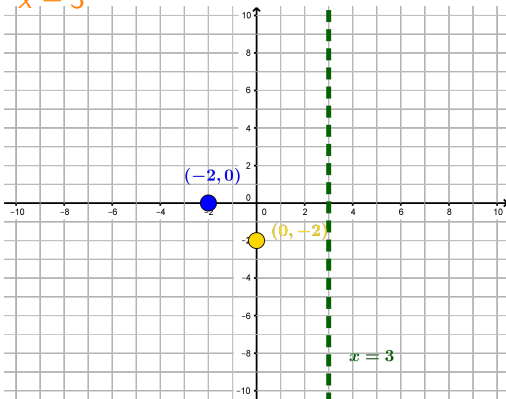
This gives: $x = -2$

Vertical asymptotes: $x - 3 = 0$

Solving this polynomial gives: $x = 3$

The End Behavior: $x \rightarrow \pm\infty$

► We saw that $\frac{3 \cdot x + 6}{x - 3} \approx \frac{3}{1} = 3$ since $\deg(3 \cdot x + 6) = \deg(x - 3)$



Graphing Rational Functions - Example 5

Example: Sketch the graph of:

$$f(x) = \frac{3 \cdot x + 6}{x - 3}$$

We need to find:

The y -int: $x = 0$

$$f(0) = \frac{3 \cdot 0 + 6}{0 - 3} = -2 \rightarrow (0, -2)$$

The x -int: $y = f(x) = 0$

$$\text{We need to solve } 0 = \frac{3 \cdot x + 6}{x - 3}$$

► We can by solving:

$$0 = 3 \cdot x + 6$$

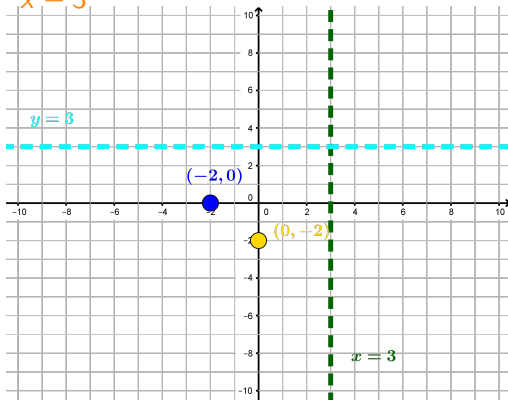
This gives: $x = -2$

Vertical asymptotes: $x - 3 = 0$

Solving this polynomial gives: $x = 3$

The End Behavior: $x \rightarrow \pm\infty$

► We saw that $\frac{3 \cdot x + 6}{x - 3} \approx \frac{3}{1} = 3$ since $\deg(3 \cdot x + 6) = \deg(x - 3)$



Graphing Rational Functions - Example 5

Example: Sketch the graph of:

$$f(x) = \frac{3 \cdot x + 6}{x - 3}$$

We need to find:

The y -int: $x = 0$

$$f(0) = \frac{3 \cdot 0 + 6}{0 - 3} = -2 \rightarrow (0, -2)$$

The x -int: $y = f(x) = 0$

$$\text{We need to solve } 0 = \frac{3 \cdot x + 6}{x - 3}$$

► We can by solving:

$$0 = 3 \cdot x + 6$$

This gives: $x = -2$

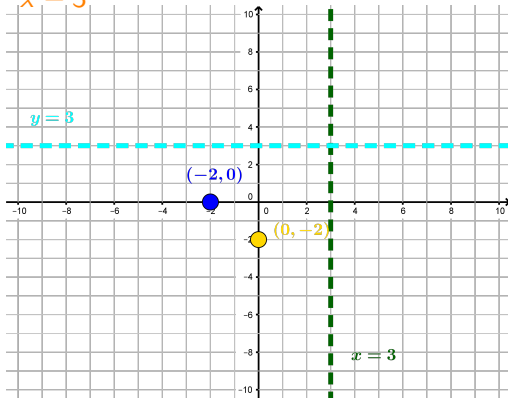
Vertical asymptotes: $x - 3 = 0$

Solving this polynomial gives: $x = 3$

The **End Behavior**: $x \rightarrow \pm\infty$ Called a *Horizontal Asymptote*

► We saw that $\frac{3 \cdot x + 6}{x - 3} \approx \frac{3}{1} = 3$ since $\deg(3 \cdot x + 6) = \deg(x - 3)$

► Like Polynomials we need to check if $f(x) > 0$ or $f(x) < 0$ on some intervals



Graphing Rational Functions - Example 5

Example: Sketch the graph of:

$$f(x) = \frac{3 \cdot x + 6}{x - 3}$$

We need to find:

The y -int: $x = 0$

$$f(0) = \frac{3 \cdot 0 + 6}{0 - 3} = -2 \rightarrow (0, -2)$$

The x -int: $y = f(x) = 0$

$$\text{We need to solve } 0 = \frac{3 \cdot x + 6}{x - 3}$$

► We can by solving:

$$0 = 3 \cdot x + 6$$

This gives: $x = -2$

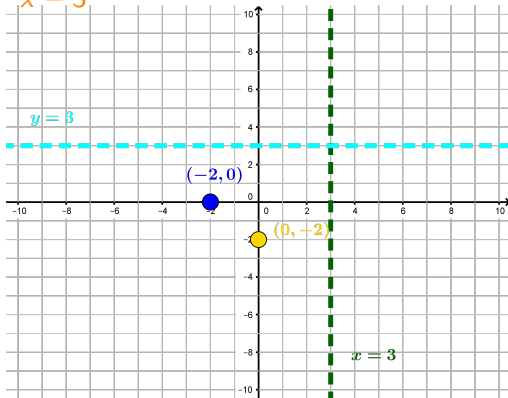
Vertical asymptotes: $x - 3 = 0$

Solving this polynomial gives: $x = 3$

The **End Behavior**: $x \rightarrow \pm\infty$ Called a *Horizontal Asymptote*

► We saw that $\frac{3 \cdot x + 6}{x - 3} \approx \frac{3}{1} = 3$ since $\deg(3 \cdot x + 6) = \deg(x - 3)$

► Like Polynomials we need to check if $f(x) > 0$ or $f(x) < 0$ on some intervals
Since there are no more x -int we know where $f(x)$ can change sign



Graphing Rational Functions - Example 5

Example: Sketch the graph of:

$$f(x) = \frac{3 \cdot x + 6}{x - 3}$$

We need to find:

The y -int: $x = 0$

$$f(0) = \frac{3 \cdot 0 + 6}{0 - 3} = -2 \rightarrow (0, -2)$$

The x -int: $y = f(x) = 0$

$$\text{We need to solve } 0 = \frac{3 \cdot x + 6}{x - 3}$$

► We can by solving:

$$0 = 3 \cdot x + 6$$

This gives: $x = -2$

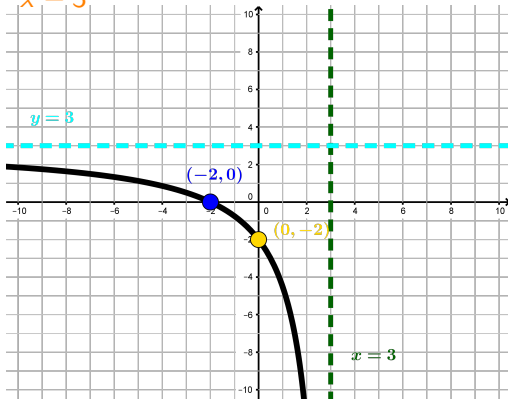
Vertical asymptotes: $x - 3 = 0$

Solving this polynomial gives: $x = 3$

The **End Behavior**: $x \rightarrow \pm\infty$ Called a *Horizontal Asymptote*

► We saw that $\frac{3 \cdot x + 6}{x - 3} \approx \frac{3}{1} = 3$ since $\deg(3 \cdot x + 6) = \deg(x - 3)$

► Like Polynomials we need to check if $f(x) > 0$ or $f(x) < 0$ on some intervals
Since there are no more x -int we know where $f(x)$ can change sign



Graphing Rational Functions - Example 5

Example: Sketch the graph of:

$$f(x) = \frac{3 \cdot x + 6}{x - 3}$$

We need to find:

The y -int: $x = 0$

$$f(0) = \frac{3 \cdot 0 + 6}{0 - 3} = -2 \rightarrow (0, -2)$$

The x -int: $y = f(x) = 0$

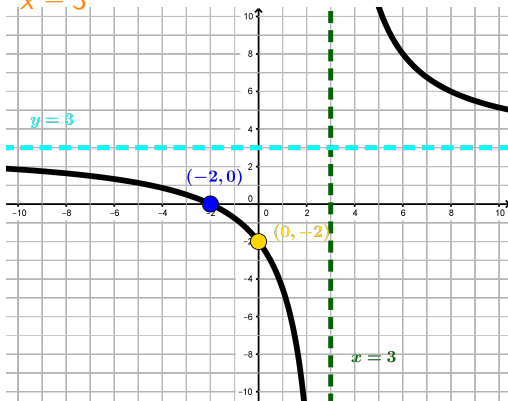
$$\text{We need to solve } 0 = \frac{3 \cdot x + 6}{x - 3}$$

► We can by solving:

$$0 = 3 \cdot x + 6$$

This gives: $x = -2$

Vertical asymptotes: $x - 3 = 0$



Solving this polynomial gives: $x = 3$

The **End Behavior**: $x \rightarrow \pm\infty$ Called a *Horizontal Asymptote*

► We saw that $\frac{3 \cdot x + 6}{x - 3} \approx \frac{3}{1} = 3$ since $\deg(3 \cdot x + 6) = \deg(x - 3)$

► Like Polynomials we need to check if $f(x) > 0$ or $f(x) < 0$ on some intervals
Since there are no more x -int we know where $f(x)$ can change sign