

Graphing $f(x) = x^p$

Graphing $f(x) = x^p$

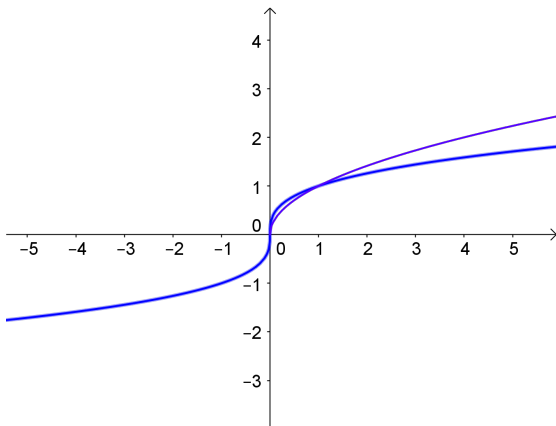
We have been graphing functions $f(x) = x^p$

Graphing $f(x) = x^p$

We have been graphing functions $f(x) = x^p$

$$f(x) = x^{1/3} = \sqrt[3]{x}$$

$$f(x) = x^{1/2} = \sqrt{x}$$



Graphing $f(x) = x^p$

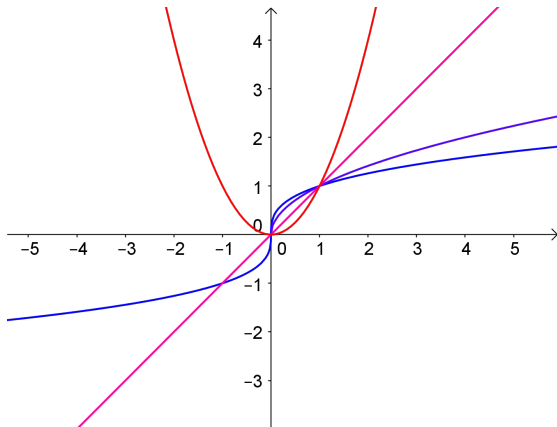
We have been graphing functions $f(x) = x^p$

$$f(x) = x^{1/3} = \sqrt[3]{x}$$

$$f(x) = x^{1/2} = \sqrt{x}$$

$$f(x) = x^1 = x$$

$$f(x) = x^2$$



Graphing $f(x) = x^p$

We have been graphing functions $f(x) = x^p$

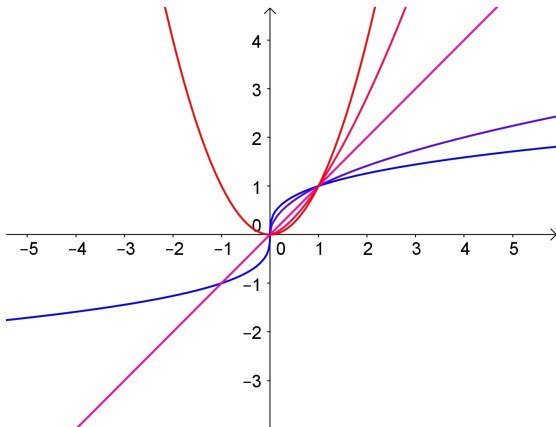
$$f(x) = x^{1/3} = \sqrt[3]{x}$$

$$f(x) = x^{1/2} = \sqrt{x}$$

$$f(x) = x^1 = x$$

$$f(x) = x^{3/2} = \sqrt{x^3}$$

$$f(x) = x^2$$



Graphing $f(x) = x^p$

We have been graphing functions $f(x) = x^p$

$$f(x) = x^{1/3} = \sqrt[3]{x}$$

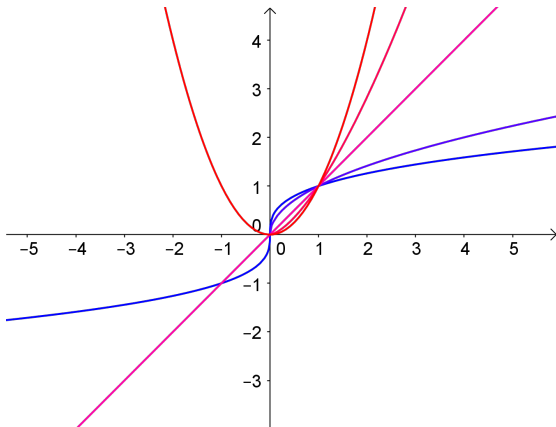
$$f(x) = x^{1/2} = \sqrt{x}$$

$$f(x) = x^{2/3} = \sqrt[3]{x^2}$$

$$f(x) = x^1 = x$$

$$f(x) = x^{3/2} = \sqrt{x^3}$$

$$f(x) = x^2$$



Graphing $f(x) = x^p$

We have been graphing functions $f(x) = x^p$

$$f(x) = x^{1/3} = \sqrt[3]{x}$$

$$f(x) = x^{1/2} = \sqrt{x}$$

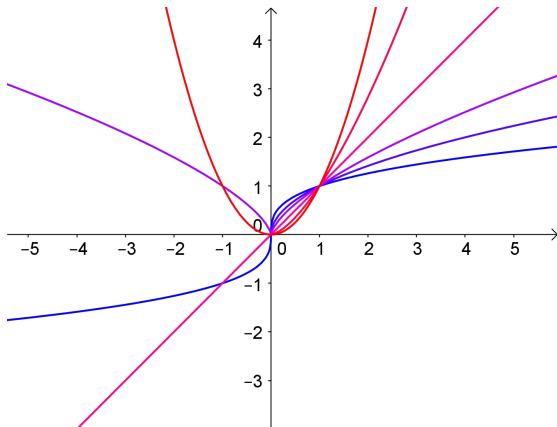
$$f(x) = x^{2/3} = \sqrt[3]{x^2}$$

$$f(x) = x^{3/4} = \sqrt[4]{x^3}$$

$$f(x) = x^1 = x$$

$$f(x) = x^{3/2} = \sqrt{x^3}$$

$$f(x) = x^2$$



Graphing $f(x) = x^p$

We have been graphing functions $f(x) = x^p$

$$f(x) = x^{1/3} = \sqrt[3]{x}$$

$$f(x) = x^{1/2} = \sqrt{x}$$

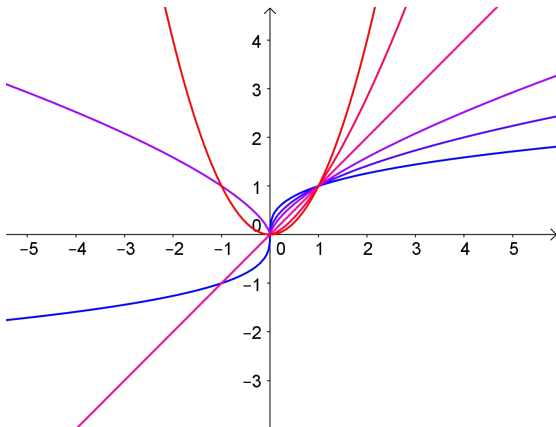
$$f(x) = x^{2/3} = \sqrt[3]{x^2}$$

$$f(x) = x^{3/4} = \sqrt[4]{x^3}$$

$$f(x) = x^1 = x$$

$$f(x) = x^{3/2} = \sqrt{x^3}$$

$$f(x) = x^2$$



Notice: if p is a fraction with an even denominator then we have to take an even root (such as a square root) and we need $x \geq 0$

Graphing $f(x) = x^p$

We have been graphing functions $f(x) = x^p$

$$f(x) = x^{1/3} = \sqrt[3]{x}$$

$$f(x) = x^{1/2} = \sqrt{x}$$

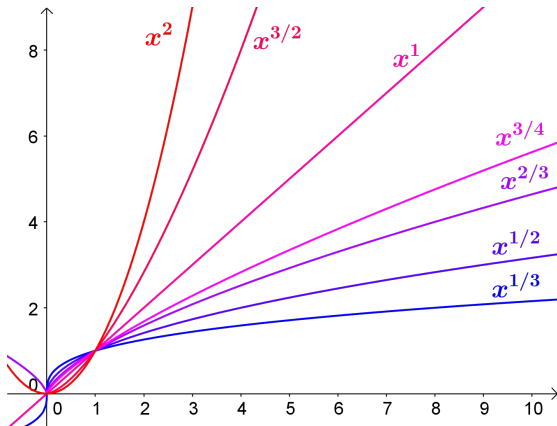
$$f(x) = x^{2/3} = \sqrt[3]{x^2}$$

$$f(x) = x^{3/4} = \sqrt[4]{x^3}$$

$$f(x) = x^1 = x$$

$$f(x) = x^{3/2} = \sqrt{x^3}$$

$$f(x) = x^2$$



Notice: if p is a fraction with an even denominator then we have to take an even root (such as a square root) and we need $x \geq 0$

Graphing $f(x) = x^p$

We have been graphing functions $f(x) = x^p$

$$f(x) = x^{1/3} = \sqrt[3]{x}$$

$$f(x) = x^{1/2} = \sqrt{x}$$

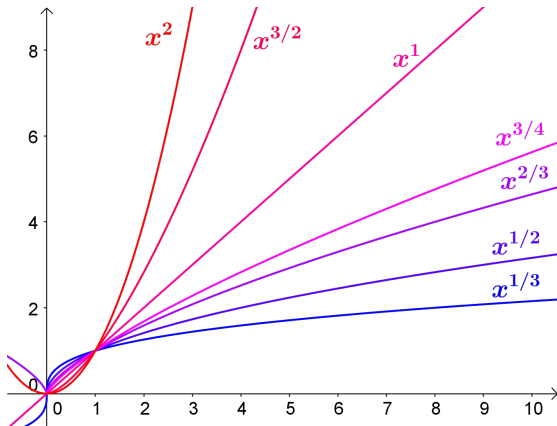
$$f(x) = x^{2/3} = \sqrt[3]{x^2}$$

$$f(x) = x^{3/4} = \sqrt[4]{x^3}$$

$$f(x) = x^1 = x$$

$$f(x) = x^{3/2} = \sqrt{x^3}$$

$$f(x) = x^2$$



Notice: if p is a fraction with an even denominator then we have to take an even root (such as a square root) and we need $x \geq 0$

Notice: For $x > 1$ the graphs increase as p gets bigger

Graphing $f(x) = x^p$

We have been graphing functions $f(x) = x^p$

$$f(x) = x^{1/3} = \sqrt[3]{x}$$

$$f(x) = x^{1/2} = \sqrt{x}$$

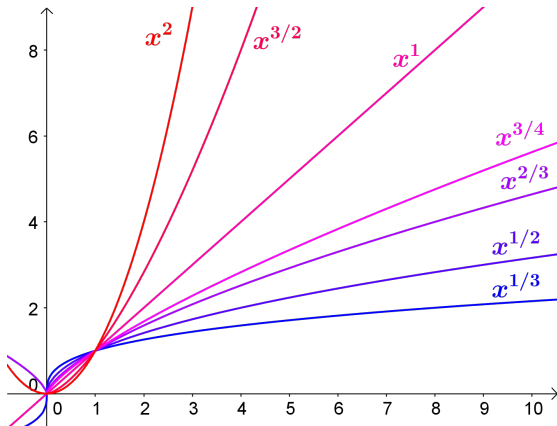
$$f(x) = x^{2/3} = \sqrt[3]{x^2}$$

$$f(x) = x^{3/4} = \sqrt[4]{x^3}$$

$$f(x) = x^1 = x$$

$$f(x) = x^{3/2} = \sqrt{x^3}$$

$$f(x) = x^2$$



Notice: if p is a fraction with an even denominator then we have to take an even root (such as a square root) and we need $x \geq 0$

Notice: For $x > 1$ the graphs increase as p gets bigger

Although, for $x < 1$ the graphs decrease as p gets bigger

Graphing $f(x) = x^p$

We have been graphing functions $f(x) = x^p$

$$f(x) = x^{1/3} = \sqrt[3]{x}$$

$$f(x) = x^{1/2} = \sqrt{x}$$

$$f(x) = x^{2/3} = \sqrt[3]{x^2}$$

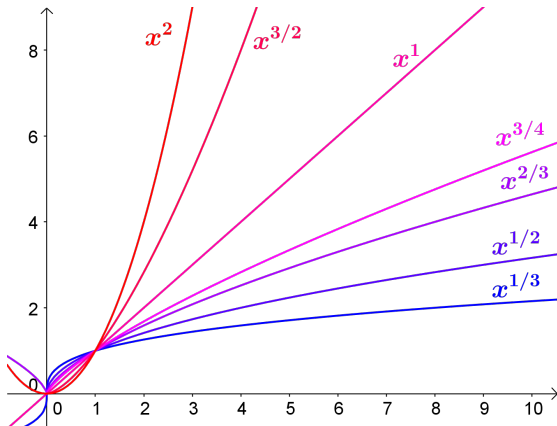
$$f(x) = x^{3/4} = \sqrt[4]{x^3}$$

$$f(x) = x^1 = x$$

$$f(x) = x^{5/4} = \sqrt[4]{x^5}$$

$$f(x) = x^{3/2} = \sqrt{x^3}$$

$$f(x) = x^2$$



Notice: if p is a fraction with an even denominator then we have to take an even root (such as a square root) and we need $x \geq 0$

Notice: For $x > 1$ the graphs increase as p gets bigger

Although, for $x < 1$ the graphs decrease as p gets bigger

Graphing $f(x) = x^p$

We have been graphing functions $f(x) = x^p$

$$f(x) = x^{1/3} = \sqrt[3]{x}$$

$$f(x) = x^{1/2} = \sqrt{x}$$

$$f(x) = x^{2/3} = \sqrt[3]{x^2}$$

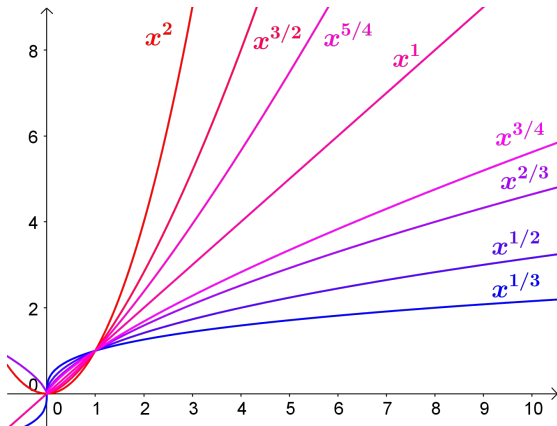
$$f(x) = x^{3/4} = \sqrt[4]{x^3}$$

$$f(x) = x^1 = x$$

$$f(x) = x^{5/4} = \sqrt[4]{x^5}$$

$$f(x) = x^{3/2} = \sqrt{x^3}$$

$$f(x) = x^2$$



Notice: if p is a fraction with an even denominator then we have to take an even root (such as a square root) and we need $x \geq 0$

Notice: For $x > 1$ the graphs increase as p gets bigger

Although, for $x < 1$ the graphs decrease as p gets bigger