

Maximums and Minimums of Quadratic Functions

Maximums and Minimums of Quadratic Functions

► Recall: The vertex (h, k) is the extreme point of the graph:

$$y = ax^2 + bx + c$$

Maximums and Minimums of Quadratic Functions

▶ Recall: The vertex (h, k) is the extreme point of the graph:

$$y = ax^2 + bx + c$$

▶ We found a shortcut to writing this in vertex form:

$$y = a(x - h)^2 + k$$

Maximums and Minimums of Quadratic Functions

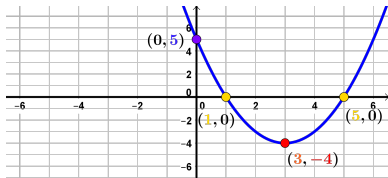
► Recall: The vertex (h, k) is the extreme point of the graph:

$$y = ax^2 + bx + c$$

► We found a shortcut to writing this in vertex form:

$$y = a(x - h)^2 + k$$

► We have seen Examples where
the vertex is a *minimum*



Maximums and Minimums of Quadratic Functions

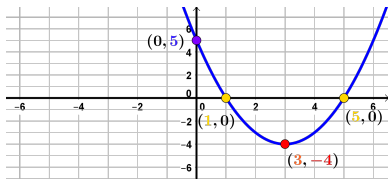
► Recall: The vertex (h, k) is the extreme point of the graph:

$$y = ax^2 + bx + c$$

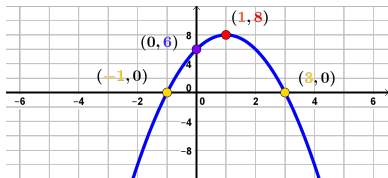
► We found a shortcut to writing this in vertex form:

$$y = a(x - h)^2 + k$$

► We have seen Examples where
the vertex is a *minimum*



► And Examples where
the vertex is a *maximum*



Maximums and Minimums of Quadratic Functions

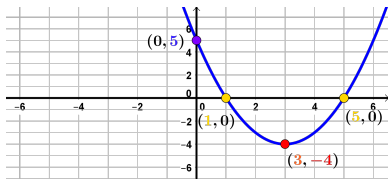
► Recall: The vertex (h, k) is the extreme point of the graph:

$$y = ax^2 + bx + c$$

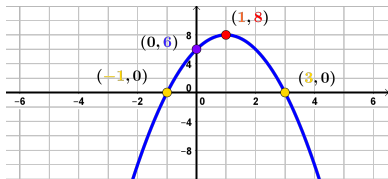
► We found a shortcut to writing this in vertex form:

$$y = a(x - h)^2 + k$$

► We have seen Examples where
the vertex is a *minimum*



► And Examples where
the vertex is a *maximum*



How can we tell if the vertex is the minimum (k is the lowest y -value)

Maximums and Minimums of Quadratic Functions

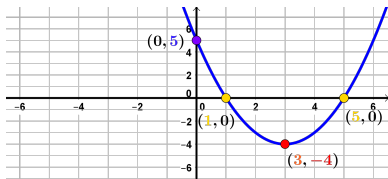
► Recall: The vertex (h, k) is the extreme point of the graph:

$$y = ax^2 + bx + c$$

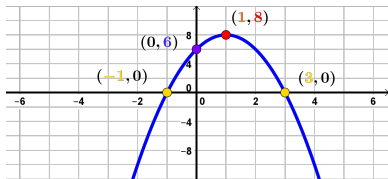
► We found a shortcut to writing this in vertex form:

$$y = a(x - h)^2 + k$$

► We have seen Examples where
the vertex is a *minimum*



► And Examples where
the vertex is a *maximum*



How can we tell if the vertex is the minimum (k is the lowest y -value)
Or the vertex is the maximum (k is the highest y -value)?

Maximums and Minimums of Quadratic Functions

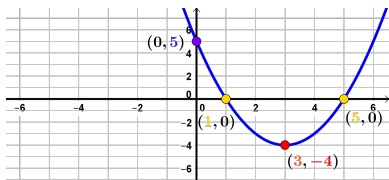
► Recall: The vertex (h, k) is the extreme point of the graph:

$$y = ax^2 + bx + c$$

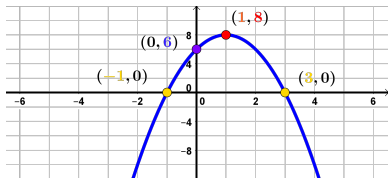
► We found a shortcut to writing this in vertex form:

$$y = a(x - h)^2 + k$$

► We have seen Examples where the vertex is a *minimum*



► And Examples where the vertex is a *maximum*



How can we tell if the vertex is the minimum (k is the lowest y -value)
Or the vertex is the maximum (k is the highest y -value)?

► We saw: that a will reflect the basic graph of $y = x^2$ across the x -axis if $a < 0$

Maximums and Minimums of Quadratic Functions

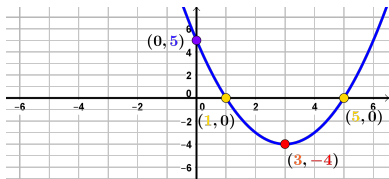
► Recall: The vertex (h, k) is the extreme point of the graph:

$$y = ax^2 + bx + c$$

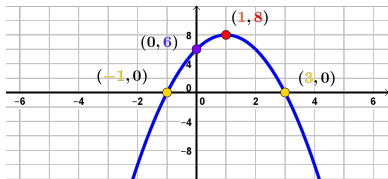
► We found a shortcut to writing this in vertex form:

$$y = a(x - h)^2 + k$$

► We have seen Examples where
the vertex is a *minimum*



► And Examples where
the vertex is a *maximum*



How can we tell if the vertex is the minimum (k is the lowest y -value)
Or the vertex is the maximum (k is the highest y -value)?

► We saw: that a will reflect the basic graph of $y = x^2$ across the x -axis
if $a < 0$ \Leftrightarrow the vertex is a *maximum*

Maximums and Minimums of Quadratic Functions

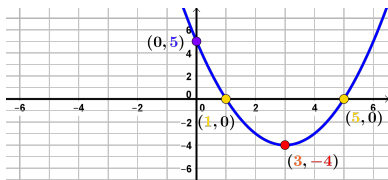
▶ Recall: The vertex (h, k) is the extreme point of the graph:

$$y = ax^2 + bx + c$$

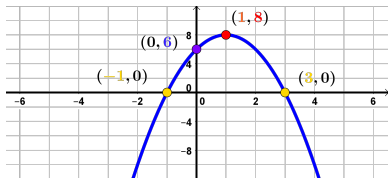
▶ We found a shortcut to writing this in vertex form:

$$y = a(x - h)^2 + k$$

▶ We have seen Examples where
the vertex is a *minimum*



▶ And Examples where
the vertex is a *maximum*



How can we tell if the vertex is the minimum (k is the lowest y -value)
Or the vertex is the maximum (k is the highest y -value)?

▶ We saw: that a will reflect the basic graph of $y = x^2$ across the x -axis

if $a < 0$	\Leftrightarrow	the vertex is a <i>maximum</i>
if $a > 0$	\Leftrightarrow	the vertex is a <i>minimum</i>