

Graphing Polynomials - Example 1

Graphing Polynomials - Example 1

Example: Sketch the graph of the Polynomial $P(x)$:

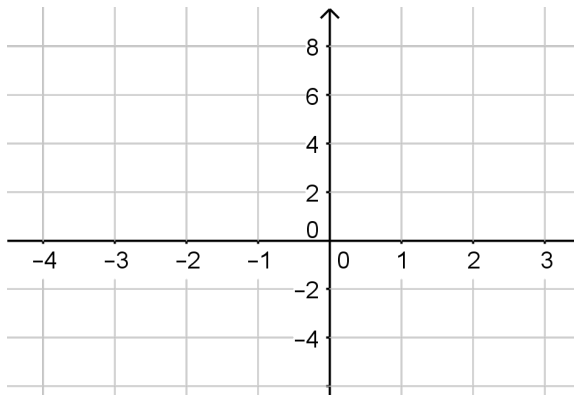
$$P(x) = 3x^3 + 2x^2 - 7x + 2$$

Graphing Polynomials - Example 1

Example: Sketch the graph of the Polynomial $P(x)$:

$$P(x) = 3x^3 + 2x^2 - 7x + 2$$

To sketch the graph we need to find:



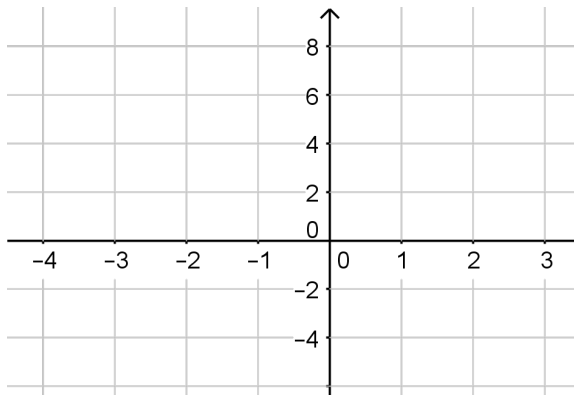
Graphing Polynomials - Example 1

Example: Sketch the graph of the Polynomial $P(x)$:

$$P(x) = 3x^3 + 2x^2 - 7x + 2$$

To sketch the graph we need to find:

y -int



Graphing Polynomials - Example 1

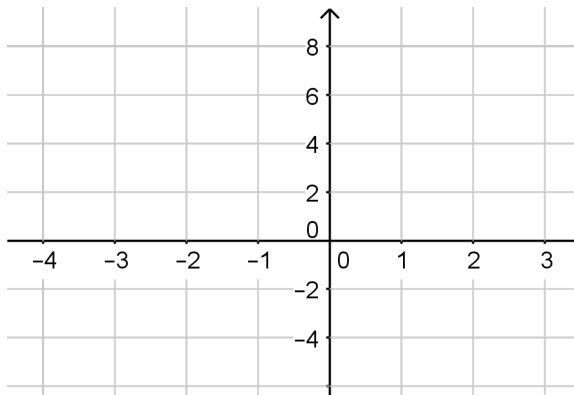
Example: Sketch the graph of the Polynomial $P(x)$:

$$P(x) = 3x^3 + 2x^2 - 7x + 2$$

To sketch the graph we need to find:

y -int

x -int



Graphing Polynomials - Example 1

Example: Sketch the graph of the Polynomial $P(x)$:

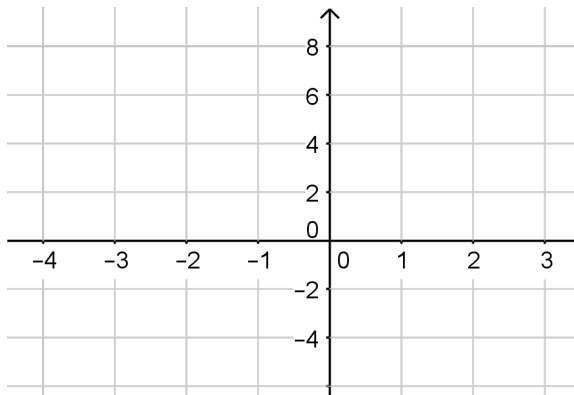
$$P(x) = 3x^3 + 2x^2 - 7x + 2$$

To sketch the graph we need to find:

y -int

x -int

End Behavior



Graphing Polynomials - Example 1

Example: Sketch the graph of the Polynomial $P(x)$:

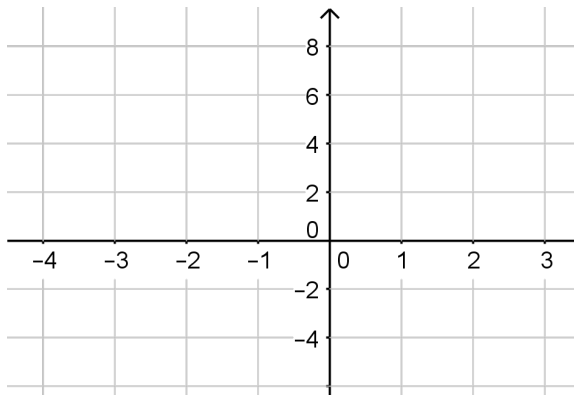
$$P(x) = 3x^3 + 2x^2 - 7x + 2$$

To sketch the graph we need to find:

y -int: $x = 0$

x -int

End Behavior



Graphing Polynomials - Example 1

Example: Sketch the graph of the Polynomial $P(x)$:

$$P(x) = 3x^3 + 2x^2 - 7x + 2$$

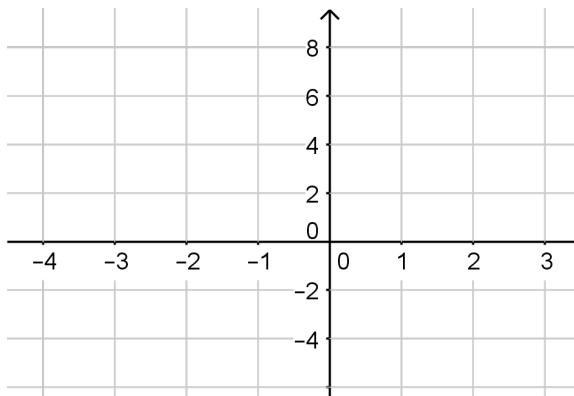
To sketch the graph we need to find:

y -int: $x = 0$

$P(0) = 2$

x -int

End Behavior



Graphing Polynomials - Example 1

Example: Sketch the graph of the Polynomial $P(x)$:

$$P(x) = 3x^3 + 2x^2 - 7x + 2$$

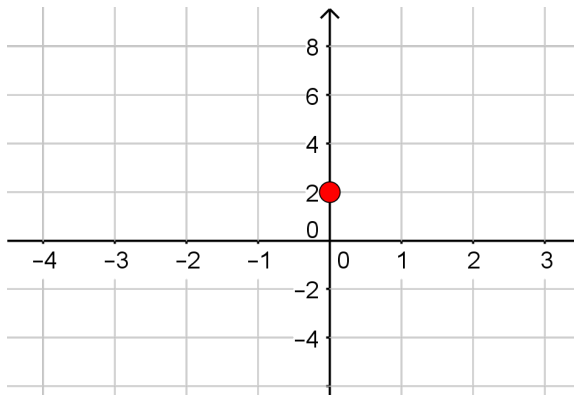
To sketch the graph we need to find:

y -int: $x = 0 \rightarrow (0, 2)$

$P(0) = 2$

x -int

End Behavior



Graphing Polynomials - Example 1

Example: Sketch the graph of the Polynomial $P(x)$:

$$P(x) = 3x^3 + 2x^2 - 7x + 2$$

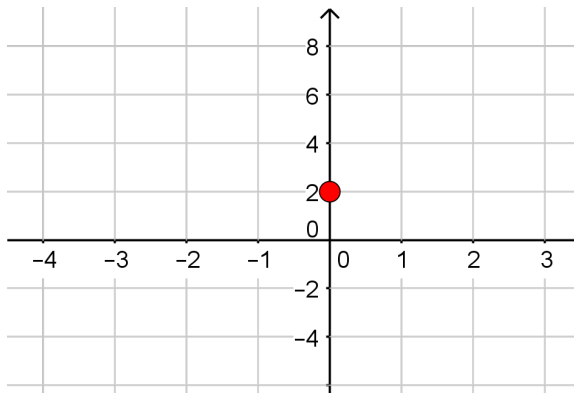
To sketch the graph we need to find:

y -int: $x = 0 \rightarrow (0, 2)$

$P(0) = 2$

x -int: $y = 0$

End Behavior



Graphing Polynomials - Example 1

Example: Sketch the graph of the Polynomial $P(x)$:

$$P(x) = 3x^3 + 2x^2 - 7x + 2$$

To sketch the graph we need to find:

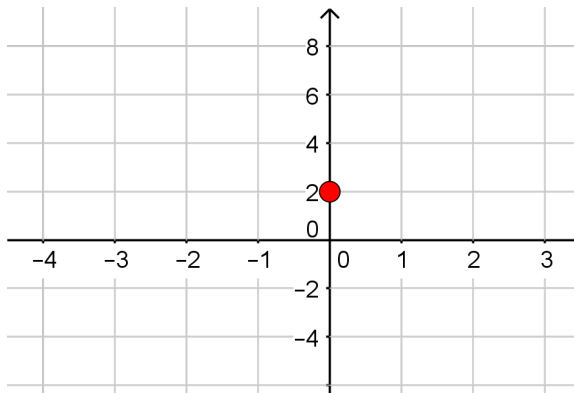
y -int: $x = 0 \rightarrow (0, 2)$

$P(0) = 2$

x -int: $y = 0$

$$0 = 3x^3 + 2x^2 - 7x + 2$$

End Behavior



Graphing Polynomials - Example 1

Example: Sketch the graph of the Polynomial $P(x)$:

$$P(x) = 3x^3 + 2x^2 - 7x + 2$$

To sketch the graph we need to find:

y -int: $x = 0 \rightarrow (0, 2)$

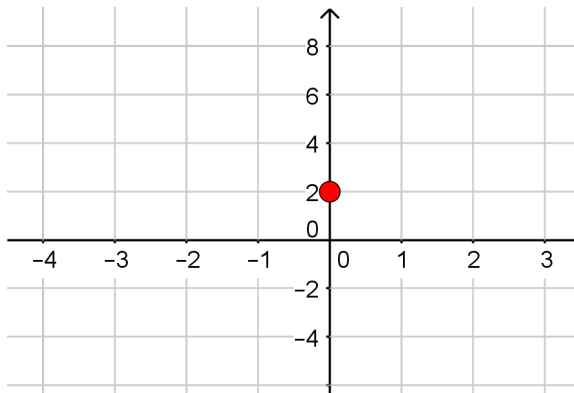
$$P(0) = 2$$

x -int: $y = 0$

$$0 = 3x^3 + 2x^2 - 7x + 2$$

► Solving :

End Behavior



Graphing Polynomials - Example 1

Example: Sketch the graph of the Polynomial $P(x)$:

$$P(x) = 3x^3 + 2x^2 - 7x + 2$$

To sketch the graph we need to find:

y -int: $x = 0 \rightarrow (0, 2)$

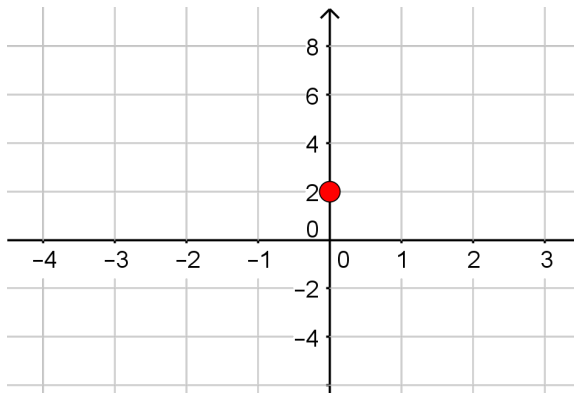
$$P(0) = 2$$

x -int: $y = 0$

$$0 = 3x^3 + 2x^2 - 7x + 2$$

► Solving: $x = -2, \frac{1}{3}, 1$

End Behavior



Graphing Polynomials - Example 1

Example: Sketch the graph of the Polynomial $P(x)$:

$$P(x) = 3x^3 + 2x^2 - 7x + 2$$

To sketch the graph we need to find:

y -int: $x = 0 \rightarrow (0, 2)$

$P(0) = 2$

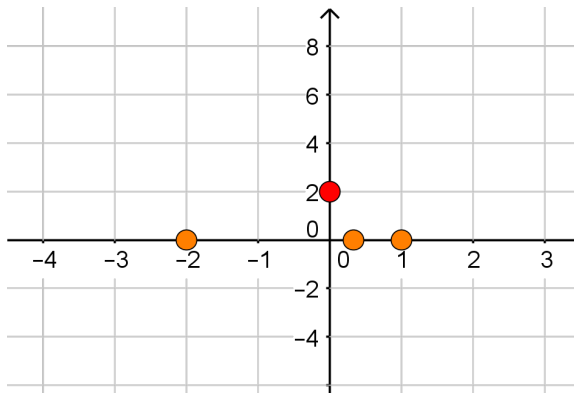
x -int: $y = 0$

$(-2, 0), (\frac{1}{3}, 0), (1, 0)$

$$0 = 3x^3 + 2x^2 - 7x + 2$$

► Solving: $x = -2, \frac{1}{3}, 1$

End Behavior



Graphing Polynomials - Example 1

Example: Sketch the graph of the Polynomial $P(x)$:

$$P(x) = 3x^3 + 2x^2 - 7x + 2$$

To sketch the graph we need to find:

y -int: $x = 0 \rightarrow (0, 2)$

$$P(0) = 2$$

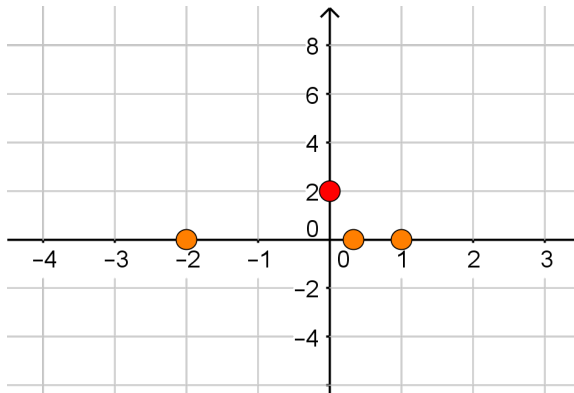
x -int: $y = 0$

$$(-2, 0), \left(\frac{1}{3}, 0\right), (1, 0)$$

$$0 = 3x^3 + 2x^2 - 7x + 2$$

► Solving: $x = -2, \frac{1}{3}, 1$

End Behavior: $x \rightarrow \pm\infty$



Graphing Polynomials - Example 1

Example: Sketch the graph of the Polynomial $P(x)$:

$$P(x) = 3x^3 + 2x^2 - 7x + 2$$

To sketch the graph we need to find:

y -int: $x = 0 \rightarrow (0, 2)$

$$P(0) = 2$$

x -int: $y = 0$

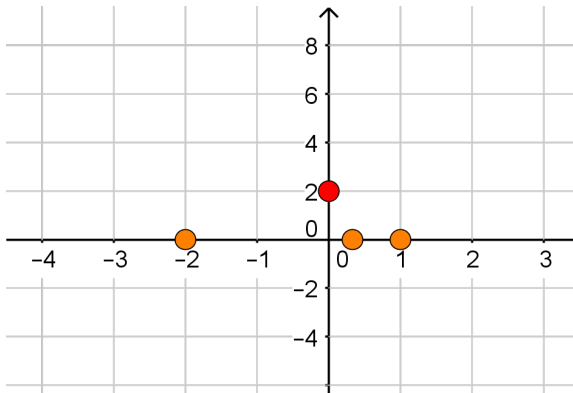
$$(-2, 0), \left(\frac{1}{3}, 0\right), (1, 0)$$

$$0 = 3x^3 + 2x^2 - 7x + 2$$

► Solving: $x = -2, \frac{1}{3}, 1$

End Behavior: $x \rightarrow \pm\infty$

► Recall: $P(x) \approx 3x^3$



Graphing Polynomials - Example 1

Example: Sketch the graph of the Polynomial $P(x)$:

$$P(x) = 3x^3 + 2x^2 - 7x + 2$$

To sketch the graph we need to find:

y -int: $x = 0 \rightarrow (0, 2)$

$$P(0) = 2$$

x -int: $y = 0$

$$(-2, 0), \left(\frac{1}{3}, 0\right), (1, 0)$$

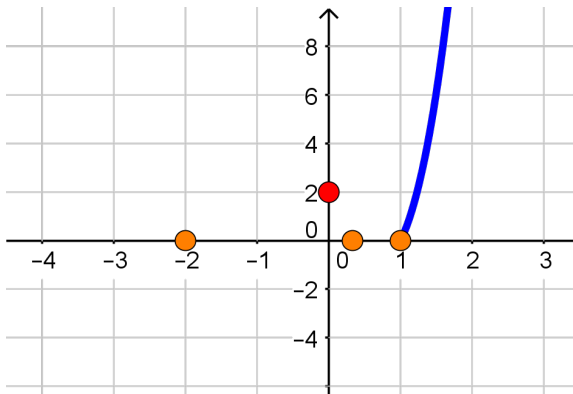
$$0 = 3x^3 + 2x^2 - 7x + 2$$

► Solving: $x = -2, \frac{1}{3}, 1$

End Behavior: $x \rightarrow \pm\infty$

► Recall: $P(x) \approx 3x^3$

For $x \rightarrow \infty : 3x^3 > 0$ so
 $P(x) \rightarrow \infty$



Graphing Polynomials - Example 1

Example: Sketch the graph of the Polynomial $P(x)$:

$$P(x) = 3x^3 + 2x^2 - 7x + 2$$

To sketch the graph we need to find:

y -int: $x = 0 \rightarrow (0, 2)$

$$P(0) = 2$$

x -int: $y = 0$

$$(-2, 0), \left(\frac{1}{3}, 0\right), (1, 0)$$

$$0 = 3x^3 + 2x^2 - 7x + 2$$

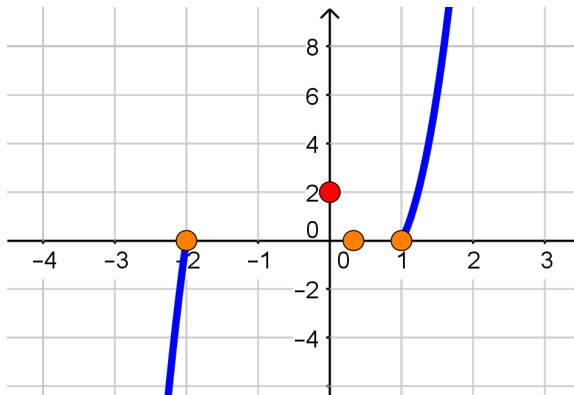
► Solving: $x = -2, \frac{1}{3}, 1$

End Behavior: $x \rightarrow \pm\infty$

► Recall: $P(x) \approx 3x^3$

For $x \rightarrow \infty : 3x^3 > 0$ so
 $P(x) \rightarrow \infty$

For $x \rightarrow -\infty : 3x^3 < 0$ so $P(x) \rightarrow -\infty$



Graphing Polynomials - Example 1

Example: Sketch the graph of the Polynomial $P(x)$:

$$P(x) = 3x^3 + 2x^2 - 7x + 2$$

To sketch the graph we need to find:

y -int: $x = 0 \rightarrow (0, 2)$

$$P(0) = 2$$

x -int: $y = 0$

$$(-2, 0), \left(\frac{1}{3}, 0\right), (1, 0)$$

$$0 = 3x^3 + 2x^2 - 7x + 2$$

► Solving: $x = -2, \frac{1}{3}, 1$

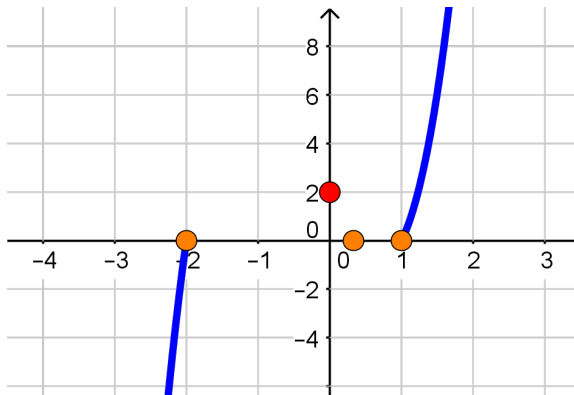
End Behavior: $x \rightarrow \pm\infty$

► Recall: $P(x) \approx 3x^3$

For $x \rightarrow \infty : 3x^3 > 0$ so
 $P(x) \rightarrow \infty$

For $x \rightarrow -\infty : 3x^3 < 0$ so $P(x) \rightarrow -\infty$

What happens between the x -int?



Graphing Polynomials - Example 1

Example: Sketch the graph of the Polynomial $P(x)$:

$$P(x) = 3x^3 + 2x^2 - 7x + 2$$

To sketch the graph we need to find:

y -int: $x = 0 \rightarrow (0, 2)$

$$P(0) = 2$$

x -int: $y = 0$

$$(-2, 0), \left(\frac{1}{3}, 0\right), (1, 0)$$

$$0 = 3x^3 + 2x^2 - 7x + 2$$

► Solving: $x = -2, \frac{1}{3}, 1$

End Behavior: $x \rightarrow \pm\infty$

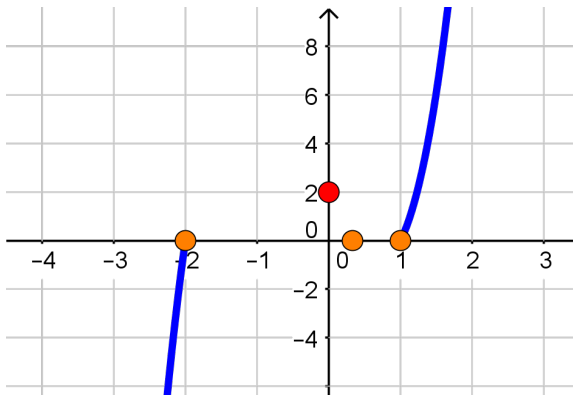
► Recall: $P(x) \approx 3x^3$

For $x \rightarrow \infty : 3x^3 > 0$ so
 $P(x) \rightarrow \infty$

For $x \rightarrow -\infty : 3x^3 < 0$ so $P(x) \rightarrow -\infty$

What happens between the x -int?

The graph can't cross the x -axis between intercepts.



Graphing Polynomials - Example 1

Example: Sketch the graph of the Polynomial $P(x)$:

$$P(x) = 3x^3 + 2x^2 - 7x + 2$$

To sketch the graph we need to find:

y -int: $x = 0 \rightarrow (0, 2)$

$$P(0) = 2$$

x -int: $y = 0$

$$(-2, 0), \left(\frac{1}{3}, 0\right), (1, 0)$$

$$0 = 3x^3 + 2x^2 - 7x + 2$$

► Solving: $x = -2, \frac{1}{3}, 1$

End Behavior: $x \rightarrow \pm\infty$

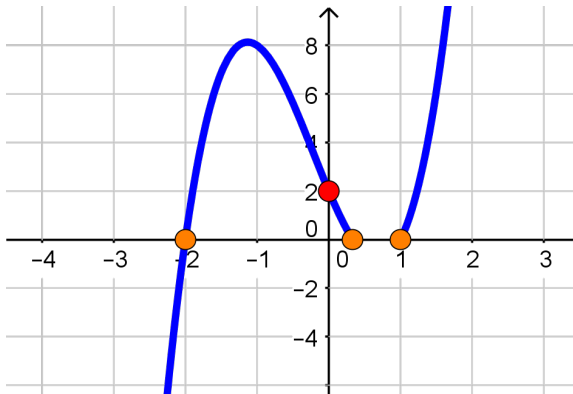
► Recall: $P(x) \approx 3x^3$

For $x \rightarrow \infty : 3x^3 > 0$ so
 $P(x) \rightarrow \infty$

For $x \rightarrow -\infty : 3x^3 < 0$ so $P(x) \rightarrow -\infty$

What happens between the x -int?

The graph can't cross the x -axis between intercepts.



Graphing Polynomials - Example 1

Example: Sketch the graph of the Polynomial $P(x)$:

$$P(x) = 3x^3 + 2x^2 - 7x + 2$$

To sketch the graph we need to find:

y -int: $x = 0 \rightarrow (0, 2)$

$$P(0) = 2$$

x -int: $y = 0$

$$(-2, 0), \left(\frac{1}{3}, 0\right), (1, 0)$$

$$0 = 3x^3 + 2x^2 - 7x + 2$$

► Solving: $x = -2, \frac{1}{3}, 1$

End Behavior: $x \rightarrow \pm\infty$

► Recall: $P(x) \approx 3x^3$

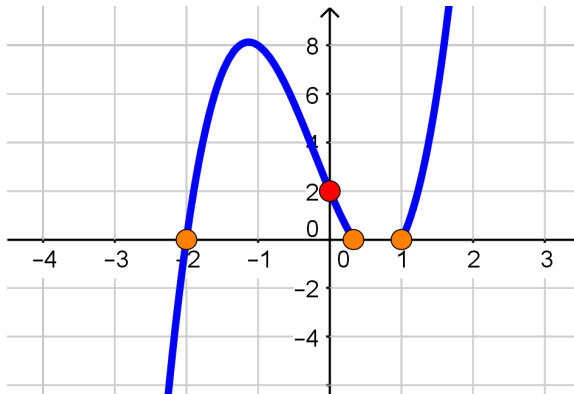
For $x \rightarrow \infty : 3x^3 > 0$ so
 $P(x) \rightarrow \infty$

For $x \rightarrow -\infty : 3x^3 < 0$ so $P(x) \rightarrow -\infty$

What happens between the x -int?

The graph can't cross the x -axis between intercepts.

Check: $P(.5) = -.625 < 0$



Graphing Polynomials - Example 1

Example: Sketch the graph of the Polynomial $P(x)$:

$$P(x) = 3x^3 + 2x^2 - 7x + 2$$

To sketch the graph we need to find:

y -int: $x = 0 \rightarrow (0, 2)$

$$P(0) = 2$$

x -int: $y = 0$

$$(-2, 0), \left(\frac{1}{3}, 0\right), (1, 0)$$

$$0 = 3x^3 + 2x^2 - 7x + 2$$

► Solving: $x = -2, \frac{1}{3}, 1$

End Behavior: $x \rightarrow \pm\infty$

► Recall: $P(x) \approx 3x^3$

For $x \rightarrow \infty : 3x^3 > 0$ so
 $P(x) \rightarrow \infty$

For $x \rightarrow -\infty : 3x^3 < 0$ so $P(x) \rightarrow -\infty$

What happens between the x -int?

The graph can't cross the x -axis between intercepts.

Check: $P(.5) = -.625 < 0$

