

Solving Non-Linear Systems of Equations - Example 1

Solving Non-Linear Systems of Equations - Example 1

▶ As we did with Linear Systems, we will use our understanding of Equations to help with our understanding of Inequalities.

Solving Non-Linear Systems of Equations - Example 1

▶ As we did with Linear Systems, we will use our understanding of Equations to help with our understanding of Inequalities.

Example: Graph solutions to the System of Inequalities:

$$y \leq x^2 - 4x + 3$$

$$y \geq -2x + 3$$

Solving Non-Linear Systems of Equations - Example 1

▶ As we did with Linear Systems, we will use our understanding of Equations to help with our understanding of Inequalities.

Example: Graph solutions to the System of Inequalities:

$$y \leq x^2 - 4x + 3$$

$$y \geq -2x + 3$$

Like with Linear Systems, to understand any system we want to understand each part first, then how they interact with each.

Solving Non-Linear Systems of Equations - Example 1

▶ As we did with Linear Systems, we will use our understanding of Equations to help with our understanding of Inequalities.

Example: Graph solutions to the System of Inequalities:

$$y \leq x^2 - 4x + 3$$

$$y \geq -2x + 3$$

Like with Linear Systems, to understand any system we want to understand each part first, then how they interact with each.

$$y \leq x^2 - 4x + 3$$

Solving Non-Linear Systems of Equations - Example 1

▶ As we did with Linear Systems, we will use our understanding of Equations to help with our understanding of Inequalities.

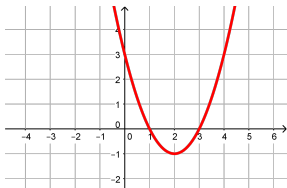
Example: Graph solutions to the System of Inequalities:

$$y \leq x^2 - 4x + 3$$

$$y \geq -2x + 3$$

Like with Linear Systems, to understand any system we want to understand each part first, then how they interact with each.

$$y \leq x^2 - 4x + 3$$



Solving Non-Linear Systems of Equations - Example 1

▶ As we did with Linear Systems, we will use our understanding of Equations to help with our understanding of Inequalities.

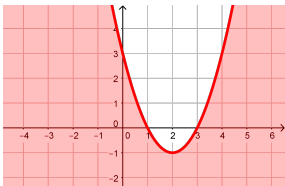
Example: Graph solutions to the System of Inequalities:

$$y \leq x^2 - 4x + 3$$

$$y \geq -2x + 3$$

Like with Linear Systems, to understand any system we want to understand each part first, then how they interact with each.

$$y \leq x^2 - 4x + 3$$



Solving Non-Linear Systems of Equations - Example 1

▶ As we did with Linear Systems, we will use our understanding of Equations to help with our understanding of Inequalities.

Example: Graph solutions to the System of Inequalities:

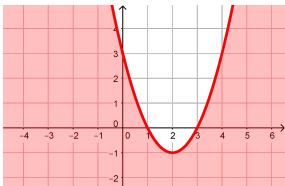
$$y \leq x^2 - 4x + 3$$

$$y \geq -2x + 3$$

Like with Linear Systems, to understand any system we want to understand each part first, then how they interact with each.

$$y \leq x^2 - 4x + 3$$

$$y \geq -2x + 3$$



Solving Non-Linear Systems of Equations - Example 1

▶ As we did with Linear Systems, we will use our understanding of Equations to help with our understanding of Inequalities.

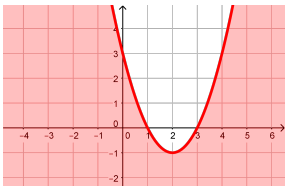
Example: Graph solutions to the System of Inequalities:

$$y \leq x^2 - 4x + 3$$

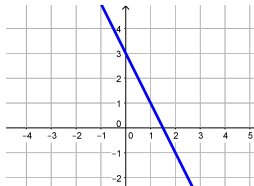
$$y \geq -2x + 3$$

Like with Linear Systems, to understand any system we want to understand each part first, then how they interact with each.

$$y \leq x^2 - 4x + 3$$



$$y \geq -2x + 3$$



Solving Non-Linear Systems of Equations - Example 1

▶ As we did with Linear Systems, we will use our understanding of Equations to help with our understanding of Inequalities.

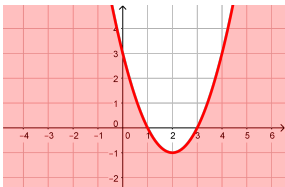
Example: Graph solutions to the System of Inequalities:

$$y \leq x^2 - 4x + 3$$

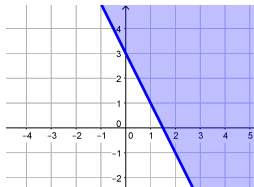
$$y \geq -2x + 3$$

Like with Linear Systems, to understand any system we want to understand each part first, then how they interact with each.

$$y \leq x^2 - 4x + 3$$



$$y \geq -2x + 3$$



Solving Non-Linear Systems of Equations - Example 1

▶ As we did with Linear Systems, we will use our understanding of Equations to help with our understanding of Inequalities.

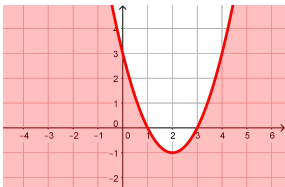
Example: Graph solutions to the System of Inequalities:

$$y \leq x^2 - 4x + 3$$

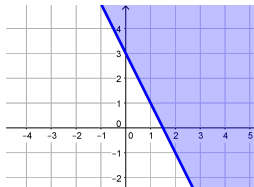
$$y \geq -2x + 3$$

Like with Linear Systems, to understand any system we want to understand each part first, then how they interact with each.

$$y \leq x^2 - 4x + 3$$



$$y \geq -2x + 3$$



Solutions to the system are pts that are solutions to BOTH inequalities.

Solving Non-Linear Systems of Equations - Example 1

▶ As we did with Linear Systems, we will use our understanding of Equations to help with our understanding of Inequalities.

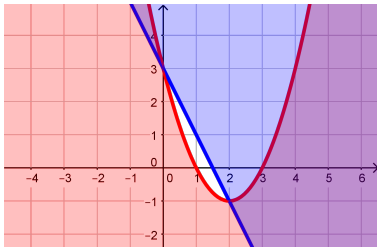
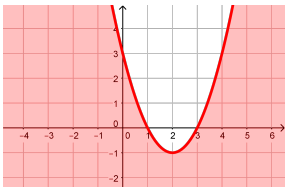
Example: Graph solutions to the System of Inequalities:

$$y \leq x^2 - 4x + 3$$

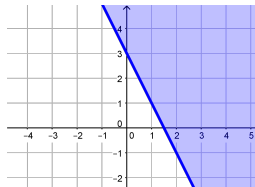
$$y \geq -2x + 3$$

Like with Linear Systems, to understand any system we want to understand each part first, then how they interact with each.

$$y \leq x^2 - 4x + 3$$



$$y \geq -2x + 3$$



Solutions to the system are pts that are solutions to BOTH inequalities.

Solving Non-Linear Systems of Equations - Example 1

▶ As we did with Linear Systems, we will use our understanding of Equations to help with our understanding of Inequalities.

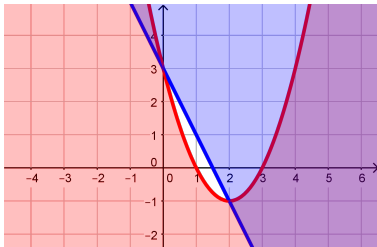
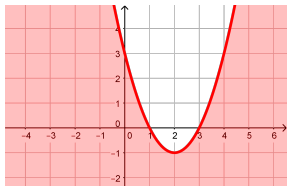
Example: Graph solutions to the System of Inequalities:

$$y \leq x^2 - 4x + 3$$

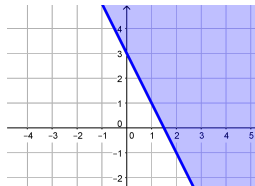
$$y \geq -2x + 3$$

Like with Linear Systems, to understand any system we want to understand each part first, then how they interact with each.

$$y \leq x^2 - 4x + 3$$



$$y \geq -2x + 3$$



Solutions to the system are pts that are solutions to BOTH inequalities. That is, solutions to the system are where the solutions of each overlap

Solving Non-Linear Systems of Equations - Example 1

▶ As we did with Linear Systems, we will use our understanding of Equations to help with our understanding of Inequalities.

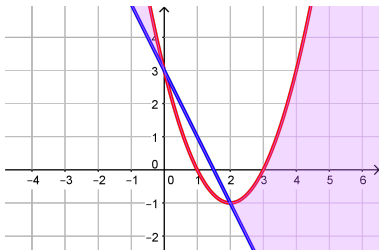
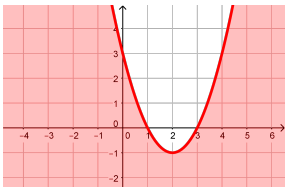
Example: Graph solutions to the System of Inequalities:

$$y \leq x^2 - 4x + 3$$

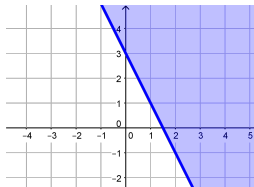
$$y \geq -2x + 3$$

Like with Linear Systems, to understand any system we want to understand each part first, then how they interact with each.

$$y \leq x^2 - 4x + 3$$



$$y \geq -2x + 3$$



Solutions to the system are pts that are solutions to BOTH inequalities. That is, solutions to the system are where the solutions of each overlap

Solving Non-Linear Systems of Equations - Example 1

▶ As we did with Linear Systems, we will use our understanding of Equations to help with our understanding of Inequalities.

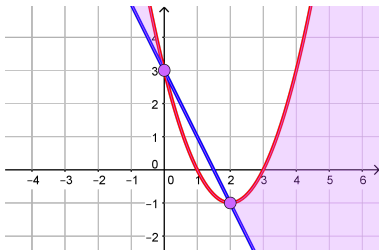
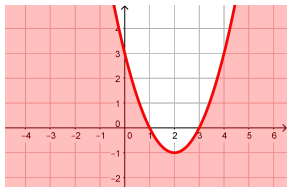
Example: Graph solutions to the System of Inequalities:

$$y \leq x^2 - 4x + 3$$

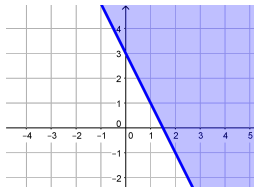
$$y \geq -2x + 3$$

Like with Linear Systems, to understand any system we want to understand each part first, then how they interact with each.

$$y \leq x^2 - 4x + 3$$



$$y \geq -2x + 3$$



Solutions to the system are pts that are solutions to BOTH inequalities. That is, solutions to the system are where the solutions of each overlap. Important to our graph of solutions is the **Points of Intersection**

Solving Non-Linear Systems of Equations - Example 1

▶ As we did with Linear Systems, we will use our understanding of Equations to help with our understanding of Inequalities.

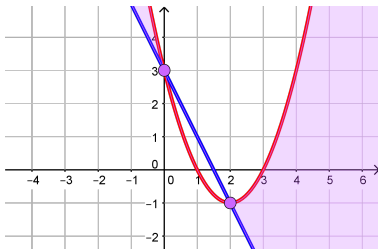
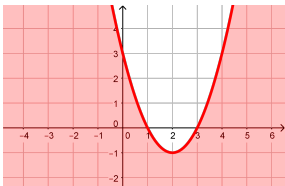
Example: Graph solutions to the System of Inequalities:

$$y \leq x^2 - 4x + 3$$

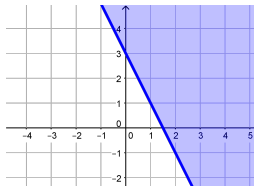
$$y \geq -2x + 3$$

Like with Linear Systems, to understand any system we want to understand each part first, then how they interact with each.

$$y \leq x^2 - 4x + 3$$



$$y \geq -2x + 3$$



Solutions to the system are pts that are solutions to BOTH inequalities. That is, solutions to the system are where the solutions of each overlap

Important to our graph of solutions is the **Points of Intersection**

The **Points of Intersection** are the solutions to the System of Equalities.

Solving Non-Linear Systems of Equations - Example 1

▶ As we did with Linear Systems, we will use our understanding of Equations to help with our understanding of Inequalities.

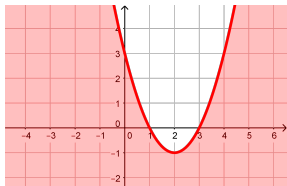
Example: Graph solutions to the System of Inequalities:

$$y \leq x^2 - 4x + 3$$

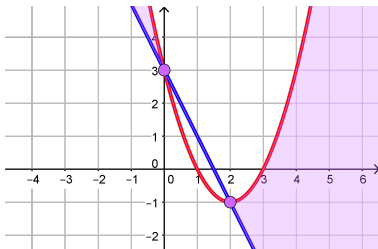
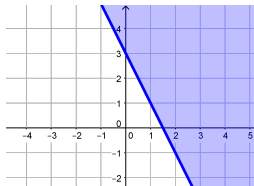
$$y \geq -2x + 3$$

Like with Linear Systems, to understand any system we want to understand each part first, then how they interact with each.

$$y \leq x^2 - 4x + 3$$



$$y \geq -2x + 3$$



Solutions to the system are pts that are solutions to BOTH inequalities. That is, solutions to the system are where the solutions of each overlap. Important to our graph of solutions is the **Points of Intersection**.

The **Points of Intersection** are the solutions to the System of Equalities.

▶ We can compute the **Points of Intersection** to be:

Solving Non-Linear Systems of Equations - Example 1

▶ As we did with Linear Systems, we will use our understanding of Equations to help with our understanding of Inequalities.

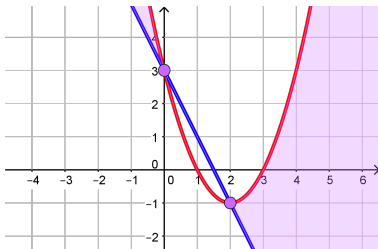
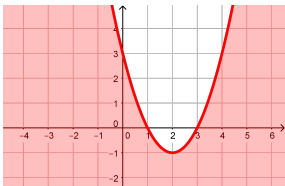
Example: Graph solutions to the System of Inequalities:

$$y \leq x^2 - 4x + 3$$

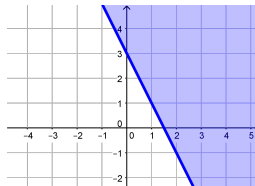
$$y \geq -2x + 3$$

Like with Linear Systems, to understand any system we want to understand each part first, then how they interact with each.

$$y \leq x^2 - 4x + 3$$



$$y \geq -2x + 3$$



Solutions to the system are pts that are solutions to BOTH inequalities. That is, solutions to the system are where the solutions of each overlap

Important to our graph of solutions is the **Points of Intersection**

The **Points of Intersection** are the solutions to the System of Equalities.

▶ We can compute the **Points of Intersection** to be: $(0, 3), (2, -1)$

Solving Non-Linear Systems of Equations - Example 1

▶ As we did with Linear Systems, we will use our understanding of Equations to help with our understanding of Inequalities.

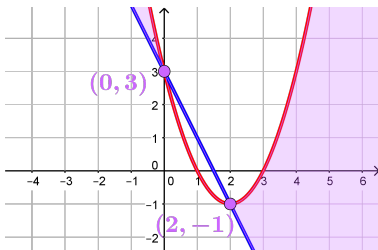
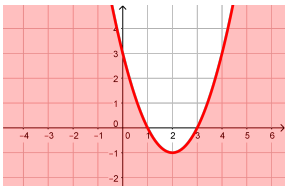
Example: Graph solutions to the System of Inequalities:

$$y \leq x^2 - 4x + 3$$

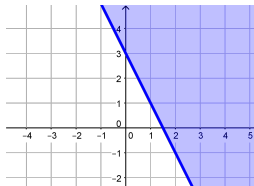
$$y \geq -2x + 3$$

Like with Linear Systems, to understand any system we want to understand each part first, then how they interact with each.

$$y \leq x^2 - 4x + 3$$



$$y \geq -2x + 3$$



Solutions to the system are pts that are solutions to BOTH inequalities. That is, solutions to the system are where the solutions of each overlap

Important to our graph of solutions is the **Points of Intersection**

The **Points of Intersection** are the solutions to the System of Equalities.

▶ We can compute the **Points of Intersection** to be: $(0, 3), (2, -1)$