

## Solving Inequalities - General

## Solving Inequalities - General

Suppose we are trying to solving a general inequality:

$$LHS < RHS$$

## Solving Inequalities - General

Suppose we are trying to solving a general inequality:

$$LHS < RHS$$

(OR  $LHS \leq RHS$  OR  $LHS > RHS$  OR  $LHS \geq RHS$ )

## Solving Inequalities - General

Suppose we are trying to solving a general inequality:

$$LHS < RHS$$

(OR  $LHS \leq RHS$  OR  $LHS > RHS$  OR  $LHS \geq RHS$ )

Remember **the only value of  $x$  where the inequality switches which side is larger is at a value of  $x$  that the two sides are equal ( $LHS = RHS$ ).**

## Solving Inequalities - General

Suppose we are trying to solving a general inequality:

$$LHS < RHS$$

(OR  $LHS \leq RHS$  OR  $LHS > RHS$  OR  $LHS \geq RHS$ )

Remember **the only value of  $x$  where the inequality switches which side is larger is at a value of  $x$  that the two sides are equal ( $LHS = RHS$ ).**

This makes solving an inequality as easy as solving the equality

## Solving Inequalities - General

Suppose we are trying to solving a general inequality:

$$LHS < RHS$$

(OR  $LHS \leq RHS$  OR  $LHS > RHS$  OR  $LHS \geq RHS$ )

Remember **the only value of  $x$  where the inequality switches which side is larger is at a value of  $x$  that the two sides are equal ( $LHS = RHS$ ).**

This makes solving an inequality as easy as solving the equality

If we find that  $LHS = RHS$  at  $x = 1, 4$  then we can use this to split up the number line.

## Solving Inequalities - General

Suppose we are trying to solving a general inequality:

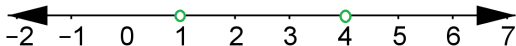
$$LHS < RHS$$

(OR  $LHS \leq RHS$  OR  $LHS > RHS$  OR  $LHS \geq RHS$ )

Remember **the only value of  $x$  where the inequality switches which side is larger is at a value of  $x$  that the two sides are equal ( $LHS = RHS$ ).**

This makes solving an inequality as easy as solving the equality

If we find that  $LHS = RHS$  at  $x = 1, 4$  then we can use this to split up the number line.



## Solving Inequalities - General

Suppose we are trying to solving a general inequality:

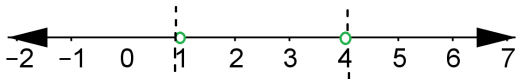
$$LHS < RHS$$

(OR  $LHS \leq RHS$  OR  $LHS > RHS$  OR  $LHS \geq RHS$ )

Remember **the only value of  $x$  where the inequality switches which side is larger is at a value of  $x$  that the two sides are equal ( $LHS = RHS$ ).**

This makes solving an inequality as easy as solving the equality

If we find that  $LHS = RHS$  at  $x = 1, 4$  then we can use this to split up the number line.



Now, we know that in each region the larger side can't change.



## Solving Inequalities - General

Suppose we are trying to solving a general inequality:

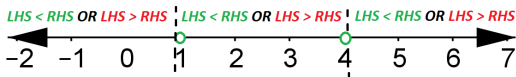
$$LHS < RHS$$

(OR  $LHS \leq RHS$  OR  $LHS > RHS$  OR  $LHS \geq RHS$ )

Remember **the only value of  $x$  where the inequality switches which side is larger is at a value of  $x$  that the two sides are equal ( $LHS = RHS$ ).**

This makes solving an inequality as easy as solving the equality

If we find that  $LHS = RHS$  at  $x = 1, 4$  then we can use this to split up the number line.



Now, we know that in each region the larger side can't change.

So, in each region  $LHS > RHS$  for every value (no solutions)  
OR  $LHS < RHS$  for every value (solutions)

## Solving Inequalities - General

Suppose we are trying to solving a general inequality:

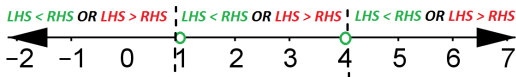
$$LHS < RHS$$

(OR  $LHS \leq RHS$  OR  $LHS > RHS$  OR  $LHS \geq RHS$ )

Remember **the only value of  $x$  where the inequality switches which side is larger is at a value of  $x$  that the two sides are equal ( $LHS = RHS$ ).**

This makes solving an inequality as easy as solving the equality

If we find that  $LHS = RHS$  at  $x = 1, 4$  then we can use this to split up the number line.



Now, we know that in each region the larger side can't change.

So, in each region  $LHS > RHS$  for every value (no solutions)  
OR  $LHS < RHS$  for every value (solutions)

It is all or nothing.

## Solving Inequalities - General

Suppose we are trying to solving a general inequality:

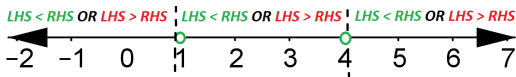
$$LHS < RHS$$

(OR  $LHS \leq RHS$  OR  $LHS > RHS$  OR  $LHS \geq RHS$ )

Remember **the only value of  $x$  where the inequality switches which side is larger is at a value of  $x$  that the two sides are equal ( $LHS = RHS$ ).**

This makes solving an inequality as easy as solving the equality

If we find that  $LHS = RHS$  at  $x = 1, 4$  then we can use this to split up the number line.



Now, we know that in each region the larger side can't change.

So, in each region  $LHS > RHS$  for every value (no solutions)  
OR  $LHS < RHS$  for every value (solutions)

It is all or nothing.

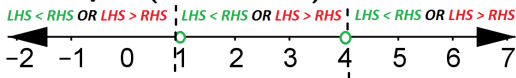
How do we figure out which situation we're in?

## Solving Inequalities - General

Suppose we are trying to solving a general inequality:

$$LHS < RHS$$

Remember **the only value of  $x$  where the inequality switches which side is larger is at a value of  $x$  that the two sides are equal ( $LHS = RHS$ ).**



In each region  $LHS > RHS$  for every value (no solutions) OR  $LHS < RHS$  for every value (solutions)

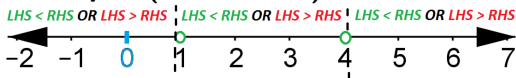
How do we figure out which situation we're in?

## Solving Inequalities - General

Suppose we are trying to solving a general inequality:

$$LHS < RHS$$

Remember **the only value of  $x$  where the inequality switches which side is larger is at a value of  $x$  that the two sides are equal ( $LHS = RHS$ ).**



In each region  $LHS > RHS$  for every value (no solutions) OR  $LHS < RHS$  for every value (solutions)

How do we figure out which situation we're in?

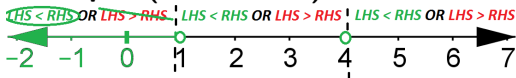
To figure out if the  $LHS$  or  $RHS$  is larger, pick an  $x$ -value in that region and see which is larger at **that value**.

## Solving Inequalities - General

Suppose we are trying to solving a general inequality:

$$LHS < RHS$$

Remember **the only value of  $x$  where the inequality switches which side is larger is at a value of  $x$  that the two sides are equal ( $LHS = RHS$ ).**



In each region  $LHS > RHS$  for every value (no solutions) OR  $LHS < RHS$  for every value (solutions)

How do we figure out which situation we're in?

To figure out if the  $LHS$  or  $RHS$  is larger, pick an  $x$ -value in that region and see which is larger at **that value**.

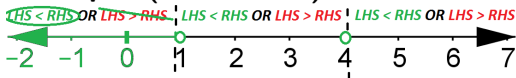
If the  $LHS < RHS$  for **one** value, then  $LHS < RHS$  for **every** value on the region.

## Solving Inequalities - General

Suppose we are trying to solving a general inequality:

$$LHS < RHS$$

Remember **the only value of  $x$  where the inequality switches which side is larger is at a value of  $x$  that the two sides are equal ( $LHS = RHS$ ).**



In each region  $LHS > RHS$  for every value (no solutions) OR  $LHS < RHS$  for every value (solutions)

How do we figure out which situation we're in?

To figure out if the  $LHS$  or  $RHS$  is larger, pick an  $x$ -value in that region and see which is larger at **that value**.

If the  $LHS < RHS$  for **one** value, then  $LHS < RHS$  for **every** value on the region.

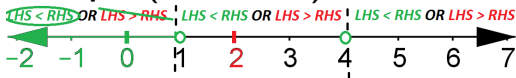
If **one** value in a region is a solution, then **every** value in the region is a solution

## Solving Inequalities - General

Suppose we are trying to solving a general inequality:

$$LHS < RHS$$

Remember **the only value of  $x$  where the inequality switches which side is larger is at a value of  $x$  that the two sides are equal ( $LHS = RHS$ ).**



In each region  $LHS > RHS$  for every value (no solutions) OR  $LHS < RHS$  for every value (solutions)

How do we figure out which situation we're in?

To figure out if the  $LHS$  or  $RHS$  is larger, pick an  $x$ -value in that region and see which is larger at **that value**.

If the  $LHS < RHS$  for **one** value, then  $LHS < RHS$  for **every** value on the region.

If **one** value in a region is a solution, then **every** value in the region is a solution

Similarly, if **one** value in a region is not a solution

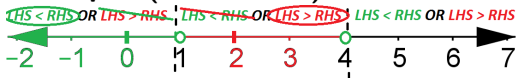


## Solving Inequalities - General

Suppose we are trying to solving a general inequality:

$$LHS < RHS$$

Remember **the only value of  $x$  where the inequality switches which side is larger is at a value of  $x$  that the two sides are equal ( $LHS = RHS$ ).**



In each region  $LHS > RHS$  for every value (no solutions) OR  $LHS < RHS$  for every value (solutions)

How do we figure out which situation we're in?

To figure out if the  $LHS$  or  $RHS$  is larger, pick an  $x$ -value in that region and see which is larger at **that value**.

If the  $LHS < RHS$  for **one** value, then  $LHS < RHS$  for **every** value on the region.

If **one** value in a region is a solution, then **every** value in the region is a solution

Similarly, if **one** value in a region is not a solution, then **every** value in the region is not a solution