

1-1 Functions - Example 1

1-1 Functions - Example 1

Example: Determine if the function:

$$f(x) = 2x + 3$$

is a 1-1 function.

1-1 Functions - Example 1

Example: Determine if the function:

$$f(x) = 2x + 3$$

is a 1-1 function.

▶ **Recall:** A function is 1-1 if no two pairs have the same y -value.

1-1 Functions - Example 1

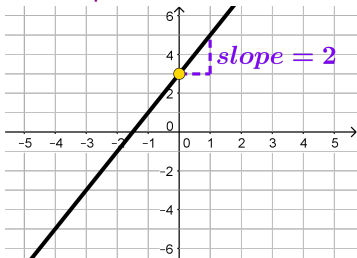
Example: Determine if the function:

$$f(x) = 2x + 3$$

is a 1-1 function.

▶ Recall: A function is 1-1 if no two pairs have the same y -value.

To see if f is 1-1, we can graph $f(x) = 2x + 3$ because it is line with:
 y -intercept at $(0, 3)$ and slope=2



1-1 Functions - Example 1

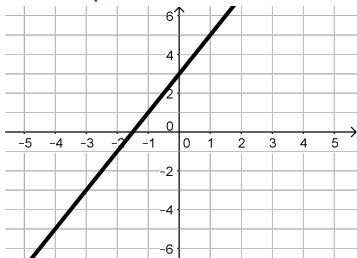
Example: Determine if the function:

$$f(x) = 2x + 3$$

is a 1-1 function.

► Recall: A function is 1-1 if no two pairs have the same y -value.

To see if f is 1-1, we can graph $f(x) = 2x + 3$ because it is line with:
 y -intercept at $(0, 3)$ and slope=2



We need to look at the y -values and see if any is shared by two points

1-1 Functions - Example 1

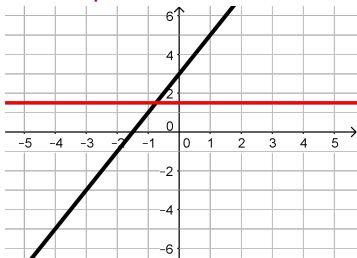
Example: Determine if the function:

$$f(x) = 2x + 3$$

is a 1-1 function.

▶ Recall: A function is 1-1 if no two pairs have the same y -value.

To see if f is 1-1, we can graph $f(x) = 2x + 3$ because it is line with:
 y -intercept at $(0, 3)$ and slope=2



We need to look at the y -values and see if any is shared by two points
To do visualize this, we can draw a horizontal line at each y -value

1-1 Functions - Example 1

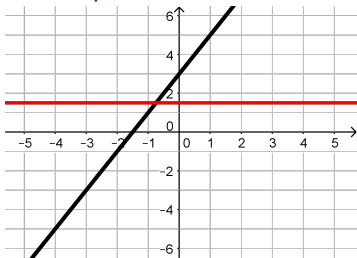
Example: Determine if the function:

$$f(x) = 2x + 3$$

is a 1-1 function.

▶ Recall: A function is 1-1 if no two pairs have the same y -value.

To see if f is 1-1, we can graph $f(x) = 2x + 3$ because it is line with:
 y -intercept at $(0, 3)$ and slope=2



We need to look at the y -values and see if any is shared by two points
To do visualize this, we can draw a **horizontal line** at each y -value
Is our y -value shared by 2 or more points?

1-1 Functions - Example 1

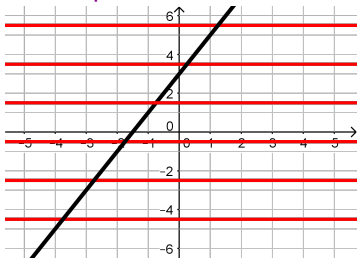
Example: Determine if the function:

$$f(x) = 2x + 3$$

is a 1-1 function.

▶ Recall: A function is 1-1 if no two pairs have the same y -value.

To see if f is 1-1, we can graph $f(x) = 2x + 3$ because it is line with:
 y -intercept at $(0, 3)$ and slope=2



We need to look at the y -values and see if any is shared by two points

To do visualize this, we can draw a **horizontal line** at each y -value

Is our y -value shared by 2 or more points?

We should check this at *every* y -value

1-1 Functions - Example 1

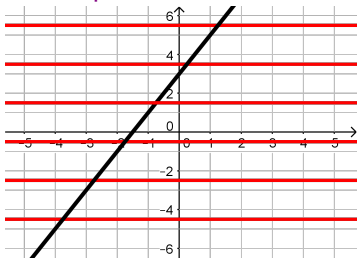
Example: Determine if the function:

$$f(x) = 2x + 3$$

is a 1-1 function.

▶ Recall: A function is 1-1 if no two pairs have the same y -value.

To see if f is 1-1, we can graph $f(x) = 2x + 3$ because it is line with:
 y -intercept at $(0, 3)$ and slope=2



We need to look at the y -values and see if any is shared by two points

To do visualize this, we can draw a **horizontal line** at each y -value

Is our y -value shared by 2 or more points?

We should check this at *every* y -value

There are infinitely many y -values, so we can't draw a line at each one!

1-1 Functions - Example 1

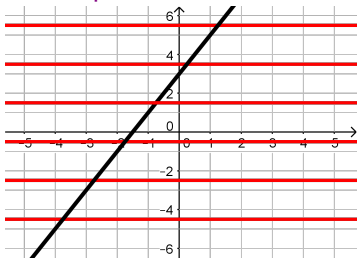
Example: Determine if the function:

$$f(x) = 2x + 3$$

is a 1-1 function.

► **Recall:** A function is 1-1 if no two pairs have the same y -value.

To see if f is 1-1, we can graph $f(x) = 2x + 3$ because it is line with:
 y -intercept at $(0, 3)$ and slope=2



We need to look at the y -values and see if any is shared by two points

To do visualize this, we can draw a **horizontal line** at each y -value

Is our y -value shared by 2 or more points?

We should check this at *every* y -value

There are infinitely many y -values, so we can't draw a line at each one!

Looking at the graph, we see that no y -value is shared by two points.

1-1 Functions - Example 1

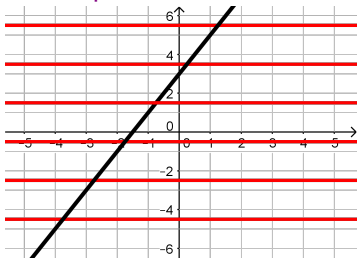
Example: Determine if the function:

$$f(x) = 2x + 3$$

is a 1-1 function.

▶ **Recall:** A function is 1-1 if no two pairs have the same y -value.

To see if f is 1-1, we can graph $f(x) = 2x + 3$ because it is line with:
 y -intercept at $(0, 3)$ and slope=2



We need to look at the y -values and see if any is shared by two points

To do visualize this, we can draw a **horizontal line** at each y -value

Is our y -value shared by 2 or more points?

We should check this at *every* y -value

There are infinitely many y -values, so we can't draw a line at each one!

Looking at the graph, we see that no y -value is shared by two points.

Conclusion: The function $f(x) = 2x + 3$ is a 1-1 function.