

Vertical Stretching of Graphs

Vertical Stretching of Graphs

► We saw that the graph of $y = 2 \cdot f(x)$ is the graph of $y = f(x)$ stretched vertically by 2

Vertical Stretching of Graphs

► We saw that the graph of $y = 2 \cdot f(x)$ is the graph of $y = f(x)$ stretched vertically by 2

This is because we were multiplying by 2 to the formula for y

Vertical Stretching of Graphs

► We saw that the graph of $y = 2 \cdot f(x)$ is the graph of $y = f(x)$ stretched vertically by 2

This is because we were multiplying by 2 to the formula for y
What if instead we multiply by $\frac{1}{2}$?

Vertical Stretching of Graphs

► We saw that the graph of $y = 2 \cdot f(x)$ is the graph of $y = f(x)$ stretched vertically by 2

This is because we were multiplying by 2 to the formula for y
What if instead we multiply by $\frac{1}{2}$?

Example: Find the graph of

$$y = \frac{1}{2} \cdot x^2$$

Vertical Stretching of Graphs

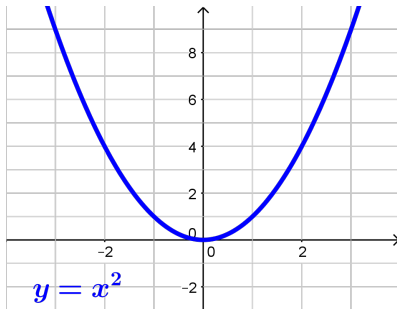
► We saw that the graph of $y = 2 \cdot f(x)$ is the graph of $y = f(x)$ stretched vertically by 2

This is because we were multiplying by 2 to the formula for y
What if instead we multiply by $\frac{1}{2}$?

Example: Find the graph of

$$y = \frac{1}{2} \cdot x^2$$

We will start with the basic graph: $y = x^2$



Vertical Stretching of Graphs

► We saw that the graph of $y = 2 \cdot f(x)$ is the graph of $y = f(x)$ stretched vertically by 2

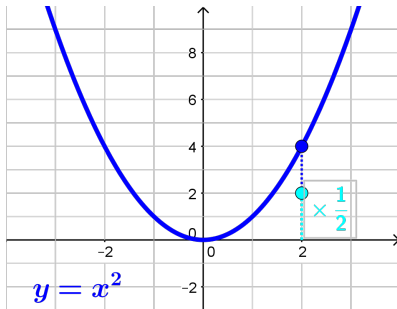
This is because we were multiplying by 2 to the formula for y
What if instead we multiply by $\frac{1}{2}$?

Example: Find the graph of

$$y = \frac{1}{2} \cdot x^2$$

We will start with the basic graph: $y = x^2$

At each point, the y value becomes $\frac{1}{2}$ times as big



Vertical Stretching of Graphs

► We saw that the graph of $y = 2 \cdot f(x)$ is the graph of $y = f(x)$ stretched vertically by 2

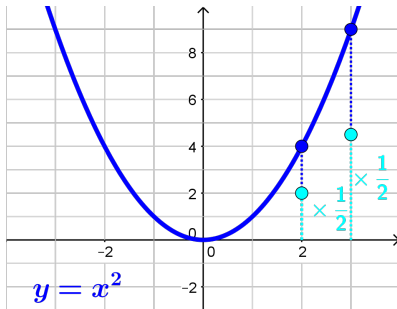
This is because we were multiplying by 2 to the formula for y
What if instead we multiply by $\frac{1}{2}$?

Example: Find the graph of

$$y = \frac{1}{2} \cdot x^2$$

We will start with the basic graph: $y = x^2$

At each point, the y value becomes $\frac{1}{2}$ times as big



Vertical Stretching of Graphs

► We saw that the graph of $y = 2 \cdot f(x)$ is the graph of $y = f(x)$ stretched vertically by 2

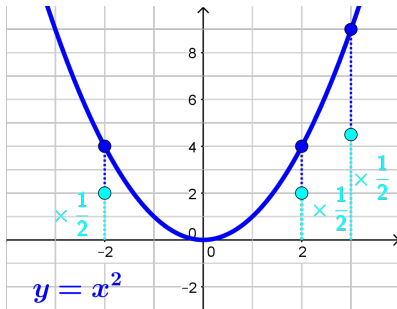
This is because we were multiplying by 2 to the formula for y
What if instead we multiply by $\frac{1}{2}$?

Example: Find the graph of

$$y = \frac{1}{2} \cdot x^2$$

We will start with the basic graph: $y = x^2$

At each point, the y value becomes $\frac{1}{2}$ times as big



Vertical Stretching of Graphs

► We saw that the graph of $y = 2 \cdot f(x)$ is the graph of $y = f(x)$ stretched vertically by 2

This is because we were multiplying by 2 to the formula for y
What if instead we multiply by $\frac{1}{2}$?

Example: Find the graph of

$$y = \frac{1}{2} \cdot x^2$$

We will start with the basic graph: $y = x^2$

At each point, the y value becomes $\frac{1}{2}$ times as big

Halving y at every point, gives the graph of $y = \frac{1}{2} \cdot x^2$

