

Vertical Stretching of Graphs

Vertical Stretching of Graphs

► We saw that the graph of $y = f(x) + c$ is the graph of $y = f(x)$ shifted vertically by c

Vertical Stretching of Graphs

► We saw that the graph of $y = f(x) + c$ is the graph of $y = f(x)$ shifted vertically by c

This is because we were adding c to the formula for y

Vertical Stretching of Graphs

► We saw that the graph of $y = f(x) + c$ is the graph of $y = f(x)$ shifted vertically by c

This is because we were adding c to the formula for y
What if instead of adding a number to $f(x)$ we multiply?

Vertical Stretching of Graphs

► We saw that the graph of $y = f(x) + c$ is the graph of $y = f(x)$ shifted vertically by c

This is because we were adding c to the formula for y
What if instead of adding a number to $f(x)$ we multiply?

Example: Find the graph of

$$y = 2 \cdot x^2$$

Vertical Stretching of Graphs

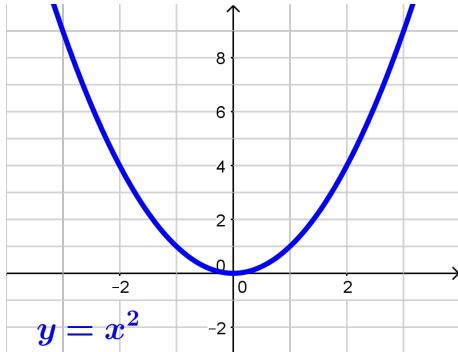
► We saw that the graph of $y = f(x) + c$ is the graph of $y = f(x)$ shifted vertically by c

This is because we were adding c to the formula for y
What if instead of adding a number to $f(x)$ we multiply?

Example: Find the graph of

$$y = 2 \cdot x^2$$

We will start with the basic graph: $y = x^2$



Vertical Stretching of Graphs

▶ We saw that the graph of $y = f(x) + c$ is the graph of $y = f(x)$ shifted vertically by c

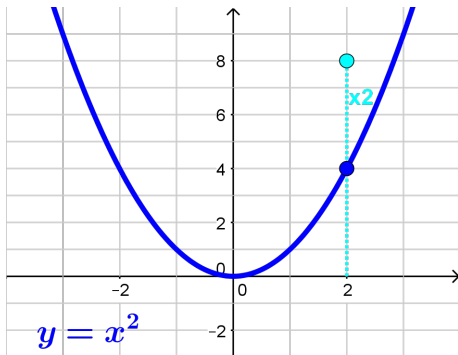
This is because we were adding c to the formula for y
What if instead of adding a number to $f(x)$ we multiply?

Example: Find the graph of

$$y = 2 \cdot x^2$$

We will start with the basic graph: $y = x^2$

At each point, the y value becomes 2 times as big



Vertical Stretching of Graphs

▶ We saw that the graph of $y = f(x) + c$ is the graph of $y = f(x)$ shifted vertically by c

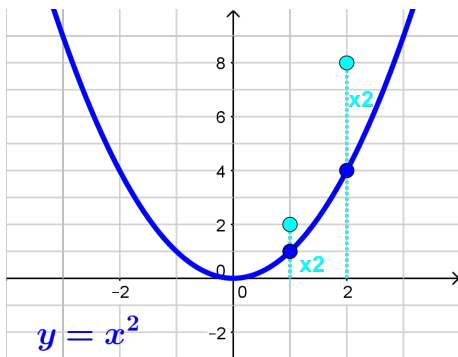
This is because we were adding c to the formula for y
What if instead of adding a number to $f(x)$ we multiply?

Example: Find the graph of

$$y = 2 \cdot x^2$$

We will start with the basic graph: $y = x^2$

At each point, the y value becomes 2 times as big



Vertical Stretching of Graphs

► We saw that the graph of $y = f(x) + c$ is the graph of $y = f(x)$ shifted vertically by c

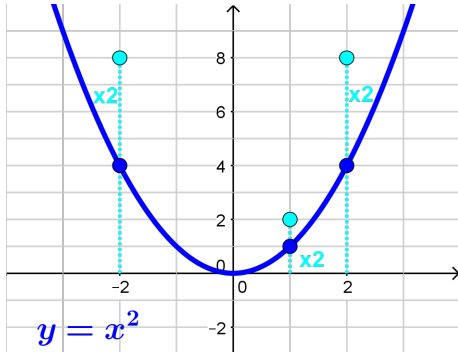
This is because we were adding c to the formula for y
What if instead of adding a number to $f(x)$ we multiply?

Example: Find the graph of

$$y = 2 \cdot x^2$$

We will start with the basic graph: $y = x^2$

At each point, the y value becomes 2 times as big



Vertical Stretching of Graphs

▶ We saw that the graph of $y = f(x) + c$ is the graph of $y = f(x)$ shifted vertically by c

This is because we were adding c to the formula for y
What if instead of adding a number to $f(x)$ we multiply?

Example: Find the graph of

$$y = 2 \cdot x^2$$

We will start with the basic graph: $y = x^2$

At each point, the y value becomes 2 times as big

Doubling y at every point, gives the graph of $y = 2 \cdot x^2$

