

Dilations, Reflections, Translations, oh my! (Example 2)

Dilations, Reflections, Translations, oh my! (Example 2)

Example: Sketch the graph of

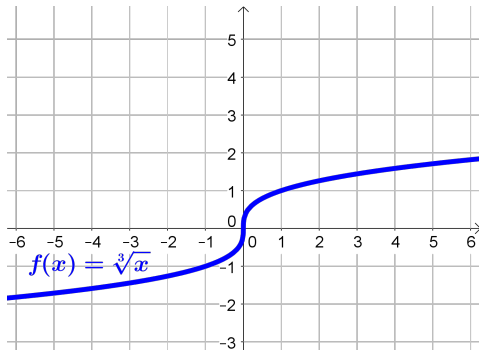
$$y = 2\sqrt[3]{x-1} + 3$$

Dilations, Reflections, Translations, oh my! (Example 2)

Example: Sketch the graph of

$$y = 2\sqrt[3]{x-1} + 3$$

Here, we want to start with the basic graph: $f(x) = \sqrt[3]{x}$



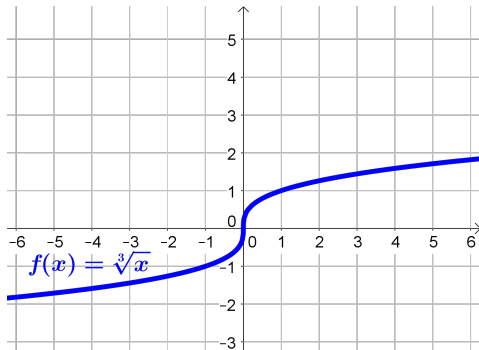
Dilations, Reflections, Translations, oh my! (Example 2)

Example: Sketch the graph of

$$y = 2\sqrt[3]{x-1}+3$$

Here, we want to start with the basic graph: $f(x) = \sqrt[3]{x}$

We have three changes to make



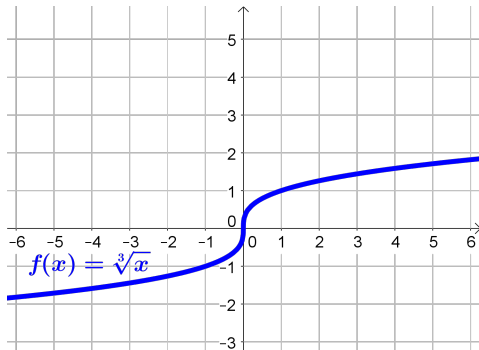
Dilations, Reflections, Translations, oh my! (Example 2)

Example: Sketch the graph of

$$y = 2\sqrt[3]{x-1}+3$$

Here, we want to start with the basic graph: $f(x) = \sqrt[3]{x}$

We have three changes to make; what order to do them in?



Dilations, Reflections, Translations, oh my! (Example 2)

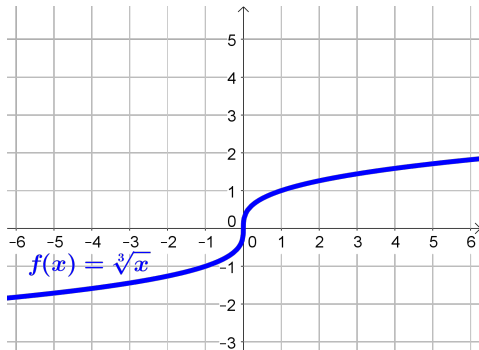
Example: Sketch the graph of

$$y = 2\sqrt[3]{x-1}+3$$

Here, we want to start with the basic graph: $f(x) = \sqrt[3]{x}$

We have three changes to make; what order to do them in?

It is a good rule of thumb to follow order of operations.



Dilations, Reflections, Translations, oh my! (Example 2)

Example: Sketch the graph of

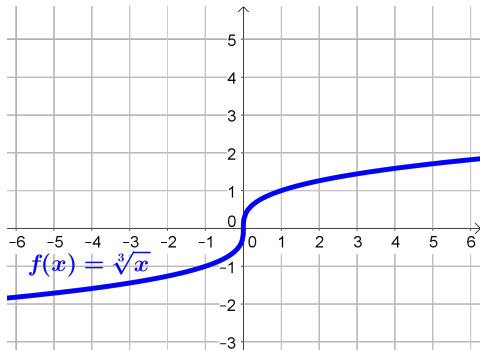
$$y = 2\sqrt[3]{x-1}+3$$

Here, we want to start with the basic graph: $f(x) = \sqrt[3]{x}$

We have three changes to make; what order to do them in?

It is a good rule of thumb to follow order of operations.

The first change to happen to x in $\sqrt[3]{x}$ is **subtracting 1 from x**



Dilations, Reflections, Translations, oh my! (Example 2)

Example: Sketch the graph of

$$y = 2\sqrt[3]{x-1}+3$$

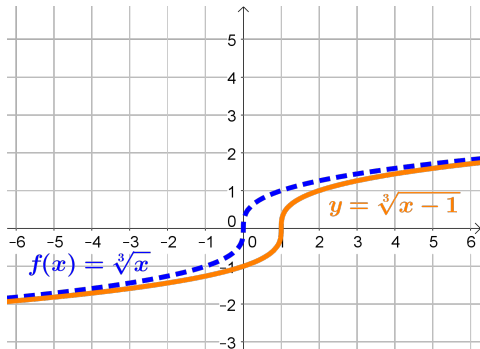
Here, we want to start with the basic graph: $f(x) = \sqrt[3]{x}$

We have three changes to make; what order to do them in?

It is a good rule of thumb to follow order of operations.

The first change to happen to x in $\sqrt[3]{x}$ is **subtracting 1 from x**

Subtracting 1 from x causes a ▶ Horizontal Shift to the right by 1



Dilations, Reflections, Translations, oh my! (Example 2)

Example: Sketch the graph of

$$y = 2\sqrt[3]{x-1}+3$$

Here, we want to start with the basic graph: $f(x) = \sqrt[3]{x}$

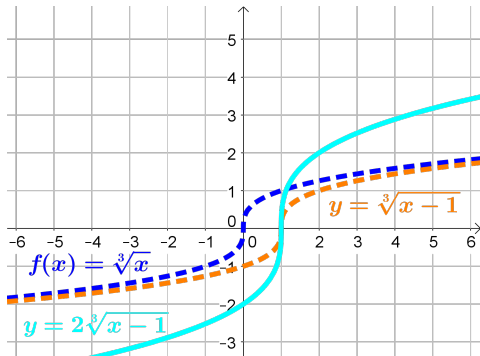
We have three changes to make; what order to do them in?

It is a good rule of thumb to follow order of operations.

The first change to happen to x in $\sqrt[3]{x}$ is **subtracting 1 from x**

Subtracting 1 from x causes a ▶ Horizontal Shift to the right by 1

▶ Multiplying $\sqrt[3]{x-1}$ by 2 stretches the graph vertically by 2



Dilations, Reflections, Translations, oh my! (Example 2)

Example: Sketch the graph of

$$y = 2\sqrt[3]{x-1}+3$$

Here, we want to start with the basic graph: $f(x) = \sqrt[3]{x}$

We have three changes to make; what order to do them in?

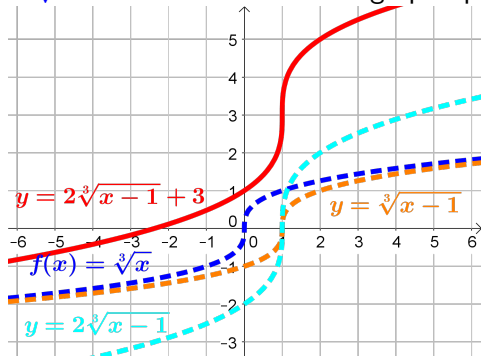
It is a good rule of thumb to follow order of operations.

The first change to happen to x in $\sqrt[3]{x}$ is **subtracting 1 from x**

Subtracting 1 from x causes a ▶ Horizontal Shift to the right by 1

▶ Multiplying $\sqrt[3]{x-1}$ by 2 stretches the graph vertically by 2

Adding 3 to $2\sqrt[3]{x-1}$ will ▶ Vertically Shift the graph up by 3



Dilations, Reflections, Translations, oh my! (Example 2)

Example: Sketch the graph of

$$y = 2\sqrt[3]{x-1} + 3$$

Here, we want to start with the basic graph: $f(x) = \sqrt[3]{x}$

We have three changes to make; what order to do them in?

It is a good rule of thumb to follow order of operations.

The first change to happen to x in $\sqrt[3]{x}$ is **subtracting 1 from x**

Subtracting 1 from x causes a ▶ Horizontal Shift to the right by 1

▶ Multiplying $\sqrt[3]{x-1}$ by 2 stretches the graph vertically by 2

Adding 3 to $2\sqrt[3]{x-1}$ will ▶ Vertically Shift the graph up by 3

