

Evaluating Basic Functions - $f(x) = x^2$

Evaluating Basic Functions - $f(x) = x^2$

We have learned a lot about linear functions: $f(x) = mx + b$

Evaluating Basic Functions - $f(x) = x^2$

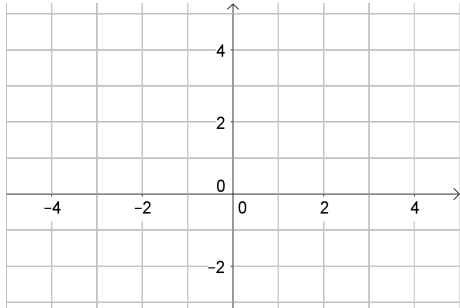
We have learned a lot about linear functions: $f(x) = mx + b$
Now we will start exploring to more interesting functions.

Evaluating Basic Functions - $f(x) = x^2$

We have learned a lot about linear functions: $f(x) = mx + b$
Now we will start exploring to more interesting functions.

We will start by graphing

$$f(x) = x^2$$



Evaluating Basic Functions - $f(x) = x^2$

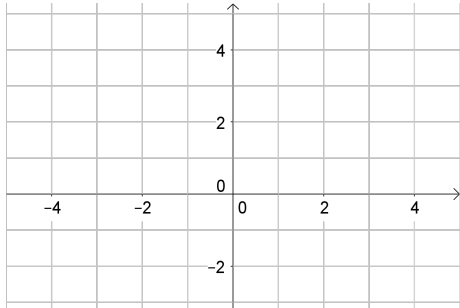
We have learned a lot about linear functions: $f(x) = mx + b$

Now we will start exploring to more interesting functions.

We will start by graphing

$$f(x) = x^2$$

To see the whole graph, let's start with some points.



Evaluating Basic Functions - $f(x) = x^2$

We have learned a lot about linear functions: $f(x) = mx + b$

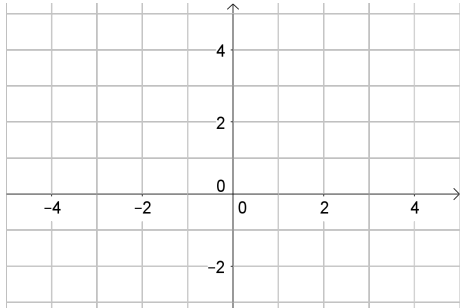
Now we will start exploring to more interesting functions.

We will start by graphing

$$f(x) = x^2$$

To see the whole graph, let's start with some points.

We can find points by picking x -values, and finding $f(x)$



Evaluating Basic Functions - $f(x) = x^2$

We have learned a lot about linear functions: $f(x) = mx + b$

Now we will start exploring to more interesting functions.

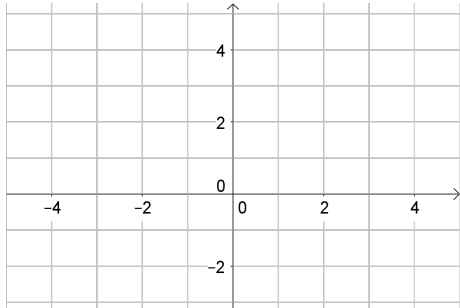
We will start by graphing

$$f(x) = x^2$$

To see the whole graph, let's start with some points.

We can find points by picking x -values, and finding $f(x)$

If $x = 2$



Evaluating Basic Functions - $f(x) = x^2$

We have learned a lot about linear functions: $f(x) = mx + b$
Now we will start exploring to more interesting functions.

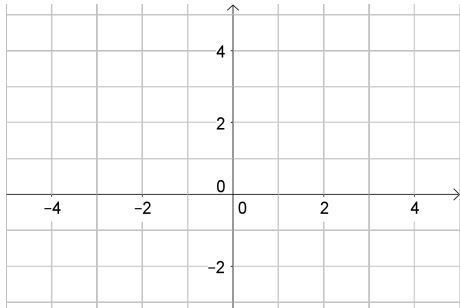
We will start by graphing

$$f(x) = x^2$$

To see the whole graph, let's start with some points.

We can find points by picking x -values, and finding $f(x)$

$$\text{If } x = 2 \rightarrow f(2) = 2^2$$



Evaluating Basic Functions - $f(x) = x^2$

We have learned a lot about linear functions: $f(x) = mx + b$
Now we will start exploring to more interesting functions.

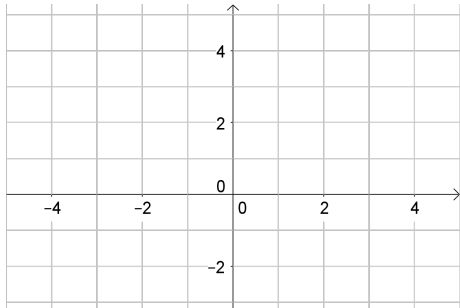
We will start by graphing

$$f(x) = x^2$$

To see the whole graph, let's start with some points.

We can find points by picking x -values, and finding $f(x)$

$$\text{If } x = 2 \rightarrow f(2) = 2^2 = 4$$



Evaluating Basic Functions - $f(x) = x^2$

We have learned a lot about linear functions: $f(x) = mx + b$
Now we will start exploring to more interesting functions.

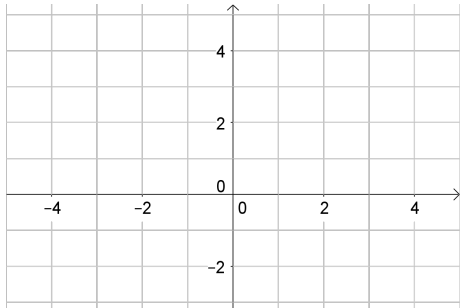
We will start by graphing

$$f(x) = x^2$$

To see the whole graph, let's start with some points.

We can find points by picking x -values, and finding $f(x)$

If $x = 2 \rightarrow f(2) = 2^2 = 4$, so $(2, 4)$ is a point



Evaluating Basic Functions - $f(x) = x^2$

We have learned a lot about linear functions: $f(x) = mx + b$
Now we will start exploring to more interesting functions.

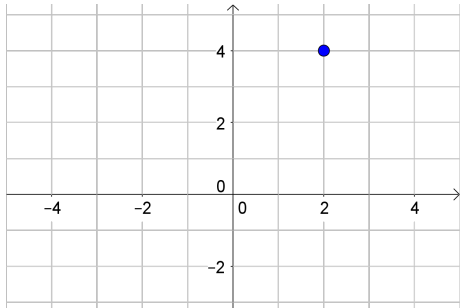
We will start by graphing

$$f(x) = x^2$$

To see the whole graph, let's start with some points.

We can find points by picking x -values, and finding $f(x)$

If $x = 2 \rightarrow f(2) = 2^2 = 4$, so $(2, 4)$ is a point



Evaluating Basic Functions - $f(x) = x^2$

We have learned a lot about linear functions: $f(x) = mx + b$
Now we will start exploring to more interesting functions.

We will start by graphing

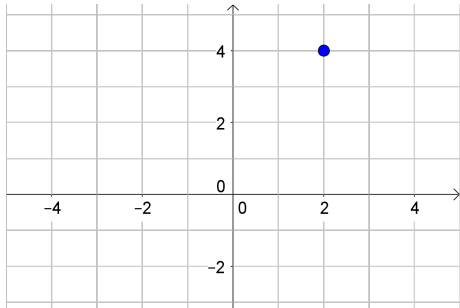
$$f(x) = x^2$$

To see the whole graph, let's start with some points.

We can find points by picking x -values, and finding $f(x)$

If $x = 2 \rightarrow f(2) = 2^2 = 4$, so $(2, 4)$ is a point

If $x = 1$



Evaluating Basic Functions - $f(x) = x^2$

We have learned a lot about linear functions: $f(x) = mx + b$

Now we will start exploring to more interesting functions.

We will start by graphing

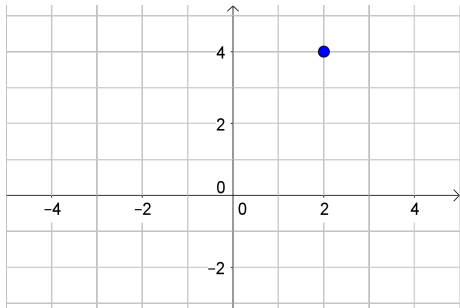
$$f(x) = x^2$$

To see the whole graph, let's start with some points.

We can find points by picking x -values, and finding $f(x)$

If $x = 2 \rightarrow f(2) = 2^2 = 4$, so $(2, 4)$ is a point

If $x = 1 \rightarrow f(1) = 1^2$



Evaluating Basic Functions - $f(x) = x^2$

We have learned a lot about linear functions: $f(x) = mx + b$

Now we will start exploring to more interesting functions.

We will start by graphing

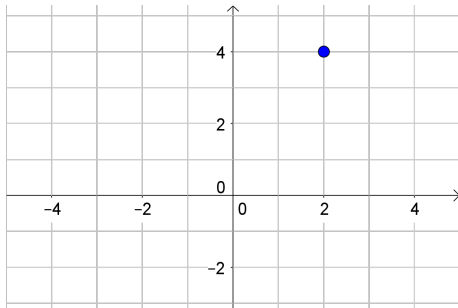
$$f(x) = x^2$$

To see the whole graph, let's start with some points.

We can find points by picking x -values, and finding $f(x)$

If $x = 2 \rightarrow f(2) = 2^2 = 4$, so $(2, 4)$ is a point

If $x = 1 \rightarrow f(1) = 1^2 = 1$



Evaluating Basic Functions - $f(x) = x^2$

We have learned a lot about linear functions: $f(x) = mx + b$

Now we will start exploring to more interesting functions.

We will start by graphing

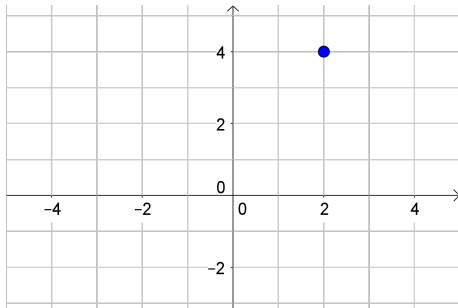
$$f(x) = x^2$$

To see the whole graph, let's start with some points.

We can find points by picking x -values, and finding $f(x)$

If $x = 2 \rightarrow f(2) = 2^2 = 4$, so $(2, 4)$ is a point

If $x = 1 \rightarrow f(1) = 1^2 = 1$, so $(1, 1)$ is a point



Evaluating Basic Functions - $f(x) = x^2$

We have learned a lot about linear functions: $f(x) = mx + b$

Now we will start exploring to more interesting functions.

We will start by graphing

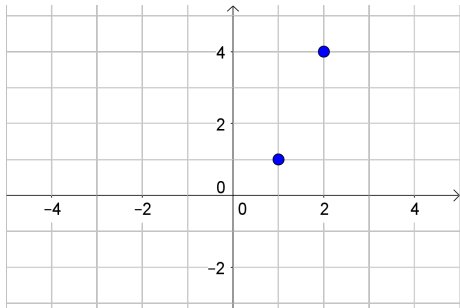
$$f(x) = x^2$$

To see the whole graph, let's start with some points.

We can find points by picking x -values, and finding $f(x)$

If $x = 2 \rightarrow f(2) = 2^2 = 4$, so $(2, 4)$ is a point

If $x = 1 \rightarrow f(1) = 1^2 = 1$, so $(1, 1)$ is a point



Evaluating Basic Functions - $f(x) = x^2$

We have learned a lot about linear functions: $f(x) = mx + b$

Now we will start exploring to more interesting functions.

We will start by graphing

$$f(x) = x^2$$

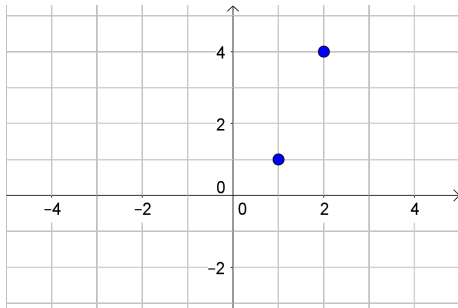
To see the whole graph, let's start with some points.

We can find points by picking x -values, and finding $f(x)$

If $x = 2 \rightarrow f(2) = 2^2 = 4$, so $(2, 4)$ is a point

If $x = 1 \rightarrow f(1) = 1^2 = 1$, so $(1, 1)$ is a point

If $x = -1$



Evaluating Basic Functions - $f(x) = x^2$

We have learned a lot about linear functions: $f(x) = mx + b$

Now we will start exploring to more interesting functions.

We will start by graphing

$$f(x) = x^2$$

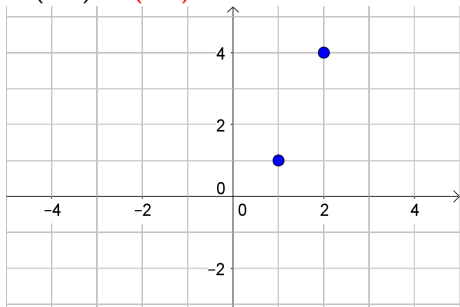
To see the whole graph, let's start with some points.

We can find points by picking x -values, and finding $f(x)$

If $x = 2 \rightarrow f(2) = 2^2 = 4$, so $(2, 4)$ is a point

If $x = 1 \rightarrow f(1) = 1^2 = 1$, so $(1, 1)$ is a point

If $x = -1 \rightarrow f(-1) = (-1)^2$



Evaluating Basic Functions - $f(x) = x^2$

We have learned a lot about linear functions: $f(x) = mx + b$

Now we will start exploring to more interesting functions.

We will start by graphing

$$f(x) = x^2$$

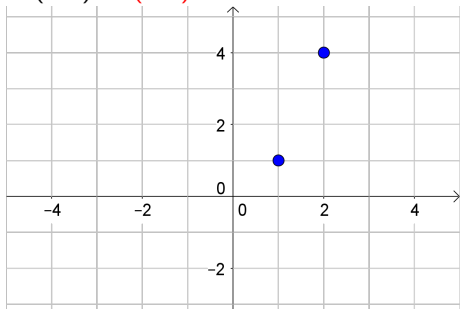
To see the whole graph, let's start with some points.

We can find points by picking x -values, and finding $f(x)$

If $x = 2 \rightarrow f(2) = 2^2 = 4$, so $(2, 4)$ is a point

If $x = 1 \rightarrow f(1) = 1^2 = 1$, so $(1, 1)$ is a point

If $x = -1 \rightarrow f(-1) = (-1)^2 = 1$



Evaluating Basic Functions - $f(x) = x^2$

We have learned a lot about linear functions: $f(x) = mx + b$

Now we will start exploring to more interesting functions.

We will start by graphing

$$f(x) = x^2$$

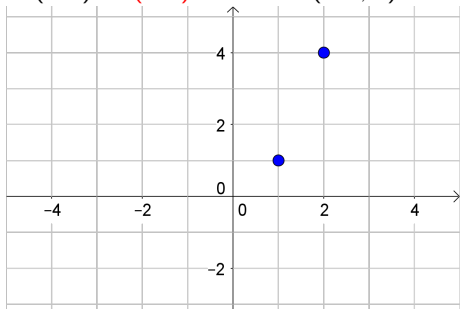
To see the whole graph, let's start with some points.

We can find points by picking x -values, and finding $f(x)$

If $x = 2 \rightarrow f(2) = 2^2 = 4$, so $(2, 4)$ is a point

If $x = 1 \rightarrow f(1) = 1^2 = 1$, so $(1, 1)$ is a point

If $x = -1 \rightarrow f(-1) = (-1)^2 = 1$, so $(-1, 1)$ is a point



Evaluating Basic Functions - $f(x) = x^2$

We have learned a lot about linear functions: $f(x) = mx + b$

Now we will start exploring to more interesting functions.

We will start by graphing

$$f(x) = x^2$$

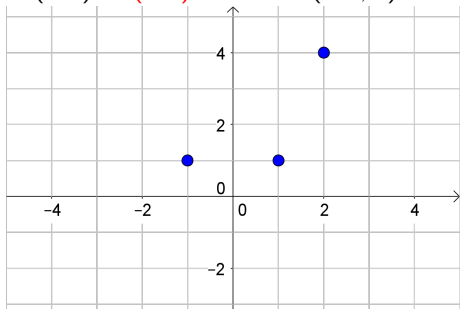
To see the whole graph, let's start with some points.

We can find points by picking x -values, and finding $f(x)$

If $x = 2 \rightarrow f(2) = 2^2 = 4$, so $(2, 4)$ is a point

If $x = 1 \rightarrow f(1) = 1^2 = 1$, so $(1, 1)$ is a point

If $x = -1 \rightarrow f(-1) = (-1)^2 = 1$, so $(-1, 1)$ is a point



Evaluating Basic Functions - $f(x) = x^2$

We have learned a lot about linear functions: $f(x) = mx + b$

Now we will start exploring to more interesting functions.

We will start by graphing

$$f(x) = x^2$$

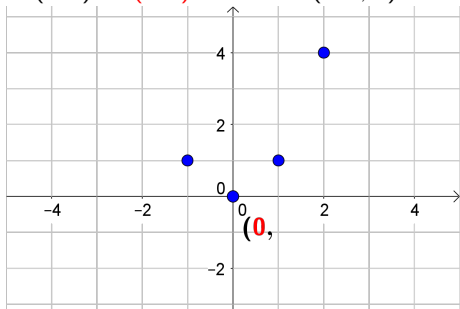
To see the whole graph, let's start with some points.

We can find points by picking x -values, and finding $f(x)$

If $x = 2 \rightarrow f(2) = 2^2 = 4$, so $(2, 4)$ is a point

If $x = 1 \rightarrow f(1) = 1^2 = 1$, so $(1, 1)$ is a point

If $x = -1 \rightarrow f(-1) = (-1)^2 = 1$, so $(-1, 1)$ is a point



Evaluating Basic Functions - $f(x) = x^2$

We have learned a lot about linear functions: $f(x) = mx + b$

Now we will start exploring to more interesting functions.

We will start by graphing

$$f(x) = x^2$$

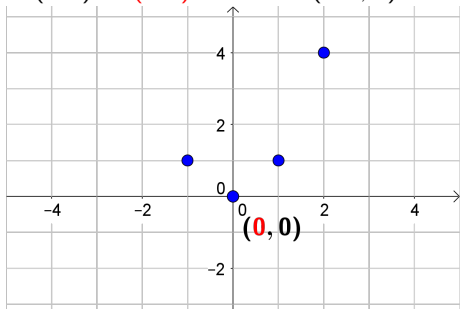
To see the whole graph, let's start with some points.

We can find points by picking x -values, and finding $f(x)$

If $x = 2 \rightarrow f(2) = 2^2 = 4$, so $(2, 4)$ is a point

If $x = 1 \rightarrow f(1) = 1^2 = 1$, so $(1, 1)$ is a point

If $x = -1 \rightarrow f(-1) = (-1)^2 = 1$, so $(-1, 1)$ is a point



Evaluating Basic Functions - $f(x) = x^2$

We have learned a lot about linear functions: $f(x) = mx + b$

Now we will start exploring to more interesting functions.

We will start by graphing

$$f(x) = x^2$$

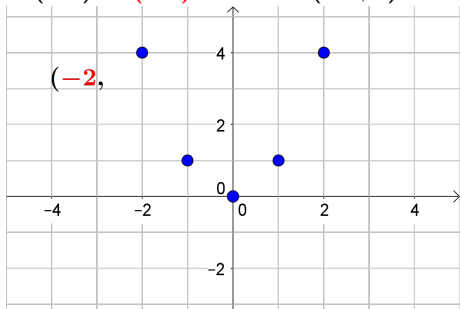
To see the whole graph, let's start with some points.

We can find points by picking x -values, and finding $f(x)$

If $x = 2 \rightarrow f(2) = 2^2 = 4$, so $(2, 4)$ is a point

If $x = 1 \rightarrow f(1) = 1^2 = 1$, so $(1, 1)$ is a point

If $x = -1 \rightarrow f(-1) = (-1)^2 = 1$, so $(-1, 1)$ is a point



Evaluating Basic Functions - $f(x) = x^2$

We have learned a lot about linear functions: $f(x) = mx + b$

Now we will start exploring to more interesting functions.

We will start by graphing

$$f(x) = x^2$$

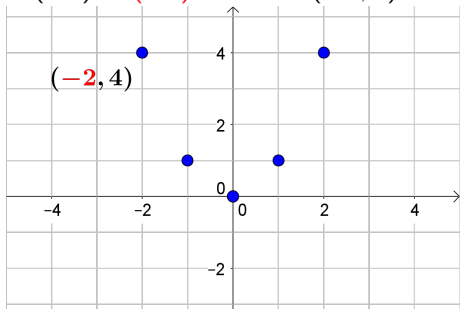
To see the whole graph, let's start with some points.

We can find points by picking x -values, and finding $f(x)$

If $x = 2 \rightarrow f(2) = 2^2 = 4$, so $(2, 4)$ is a point

If $x = 1 \rightarrow f(1) = 1^2 = 1$, so $(1, 1)$ is a point

If $x = -1 \rightarrow f(-1) = (-1)^2 = 1$, so $(-1, 1)$ is a point



Evaluating Basic Functions - $f(x) = x^2$

We have learned a lot about linear functions: $f(x) = mx + b$

Now we will start exploring to more interesting functions.

We will start by graphing

$$f(x) = x^2$$

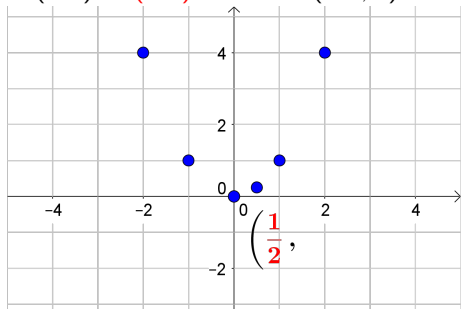
To see the whole graph, let's start with some points.

We can find points by picking x -values, and finding $f(x)$

If $x = 2 \rightarrow f(2) = 2^2 = 4$, so $(2, 4)$ is a point

If $x = 1 \rightarrow f(1) = 1^2 = 1$, so $(1, 1)$ is a point

If $x = -1 \rightarrow f(-1) = (-1)^2 = 1$, so $(-1, 1)$ is a point



Evaluating Basic Functions - $f(x) = x^2$

We have learned a lot about linear functions: $f(x) = mx + b$

Now we will start exploring to more interesting functions.

We will start by graphing

$$f(x) = x^2$$

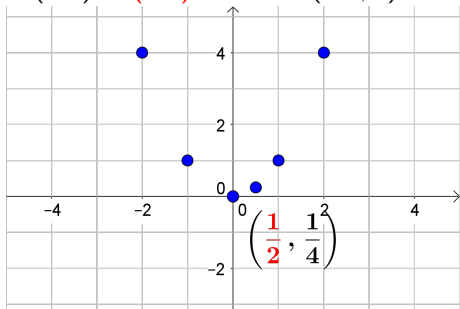
To see the whole graph, let's start with some points.

We can find points by picking x -values, and finding $f(x)$

If $x = 2 \rightarrow f(2) = 2^2 = 4$, so $(2, 4)$ is a point

If $x = 1 \rightarrow f(1) = 1^2 = 1$, so $(1, 1)$ is a point

If $x = -1 \rightarrow f(-1) = (-1)^2 = 1$, so $(-1, 1)$ is a point



Evaluating Basic Functions - $f(x) = x^2$

We have learned a lot about linear functions: $f(x) = mx + b$

Now we will start exploring to more interesting functions.

We will start by graphing

$$f(x) = x^2$$

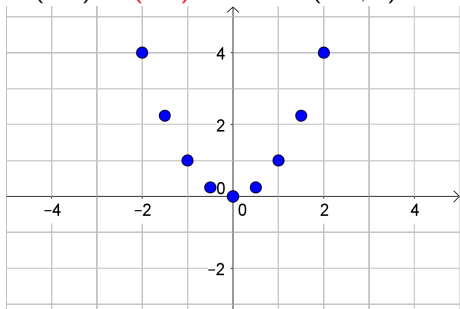
To see the whole graph, let's start with some points.

We can find points by picking x -values, and finding $f(x)$

If $x = 2 \rightarrow f(2) = 2^2 = 4$, so $(2, 4)$ is a point

If $x = 1 \rightarrow f(1) = 1^2 = 1$, so $(1, 1)$ is a point

If $x = -1 \rightarrow f(-1) = (-1)^2 = 1$, so $(-1, 1)$ is a point



Evaluating Basic Functions - $f(x) = x^2$

We have learned a lot about linear functions: $f(x) = mx + b$

Now we will start exploring to more interesting functions.

We will start by graphing

$$f(x) = x^2$$

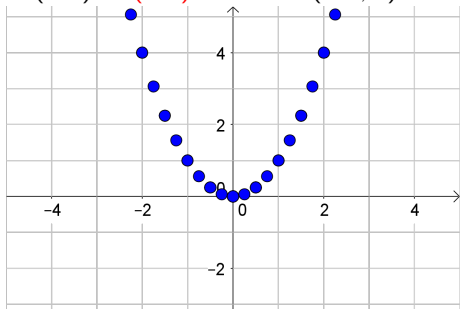
To see the whole graph, let's start with some points.

We can find points by picking x -values, and finding $f(x)$

If $x = 2 \rightarrow f(2) = 2^2 = 4$, so $(2, 4)$ is a point

If $x = 1 \rightarrow f(1) = 1^2 = 1$, so $(1, 1)$ is a point

If $x = -1 \rightarrow f(-1) = (-1)^2 = 1$, so $(-1, 1)$ is a point



Evaluating Basic Functions - $f(x) = x^2$

We have learned a lot about linear functions: $f(x) = mx + b$

Now we will start exploring to more interesting functions.

We will start by graphing

$$f(x) = x^2$$

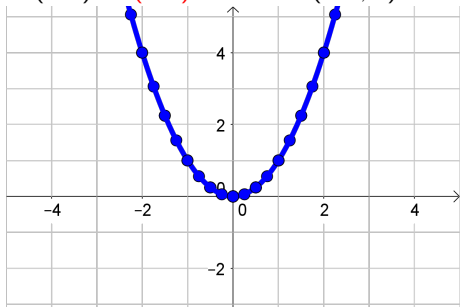
To see the whole graph, let's start with some points.

We can find points by picking x -values, and finding $f(x)$

If $x = 2 \rightarrow f(2) = 2^2 = 4$, so $(2, 4)$ is a point

If $x = 1 \rightarrow f(1) = 1^2 = 1$, so $(1, 1)$ is a point

If $x = -1 \rightarrow f(-1) = (-1)^2 = 1$, so $(-1, 1)$ is a point



Evaluating Basic Functions - $f(x) = x^2$

We have learned a lot about linear functions: $f(x) = mx + b$
Now we will start exploring to more interesting functions.

We will start by graphing

$$f(x) = x^2$$

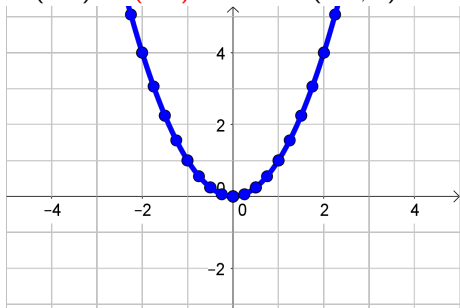
To see the whole graph, let's start with some points.

We can find points by picking x -values, and finding $f(x)$

If $x = 2 \rightarrow f(2) = 2^2 = 4$, so $(2, 4)$ is a point

If $x = 1 \rightarrow f(1) = 1^2 = 1$, so $(1, 1)$ is a point

If $x = -1 \rightarrow f(-1) = (-1)^2 = 1$, so $(-1, 1)$ is a point



Note: This graph is symmetric across the x -axis