

Graphing $y = |f(x)|$

Graphing $y = |f(x)|$

We saw how to graph the solutions to:

$$y = |mx + b|$$

Graphing $y = |f(x)|$

We saw how to graph the solutions to:

$$y = |mx + b|$$

To graph it, we first found the graph of: $y = mx + b$

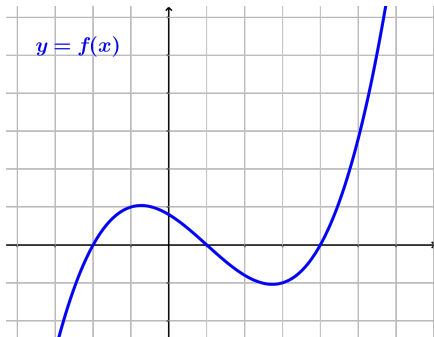
Graphing $y = |f(x)|$

We saw how to graph the solutions to:

$$y = |mx + b|$$

To graph it, we first found the graph of: $y = mx + b$

What if we have a graph $y = f(x)$ which is not a line?



Graphing $y = |f(x)|$

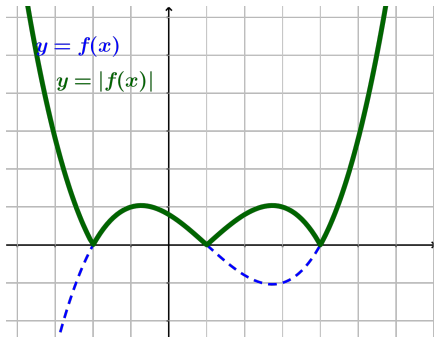
We saw how to graph the solutions to:

$$y = |mx + b|$$

To graph it, we first found the graph of: $y = mx + b$

What if we have a graph $y = f(x)$ which is not a line?

As with lines, the absolute value will make all negative y values become positive and all positive y values stay positive.



Graphing $y = |f(x)|$

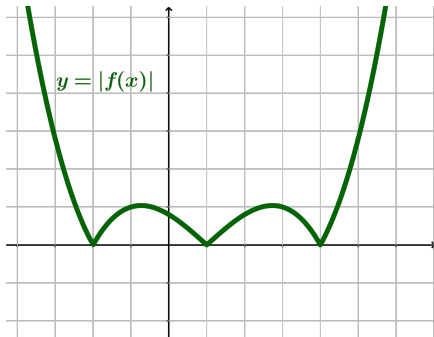
We saw how to graph the solutions to:

$$y = |mx + b|$$

To graph it, we first found the graph of: $y = mx + b$

What if we have a graph $y = f(x)$ which is not a line?

As with lines, the absolute value will make all negative y values become positive and all positive y values stay positive.



We can now graph the solutions to $y = |f(x)|$ for any function that we can graph $y = f(x)$