

Graphing Solutions to:

## Graphing Solutions to:

Example: Graph solutions to the equation:

$$y = |3x - 1|$$

## Graphing Solutions to:

Example: Graph solutions to the equation:

$$y = |3x - 1|$$

we first graph the equation without Absolute Values.

## Graphing Solutions to:

Example: Graph solutions to the equation:

$$y = |3x - 1|$$

we first graph the equation without Absolute Values.

$$y = 3x - 1$$

## Graphing Solutions to:

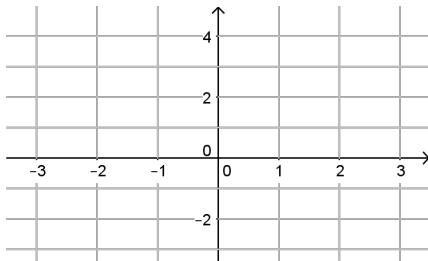
Example: Graph solutions to the equation:

$$y = |3x - 1|$$

we first graph the equation without Absolute Values.

$$y = 3x - 1$$

To sketch the line, we need to find the



## Graphing Solutions to:

Example: Graph solutions to the equation:

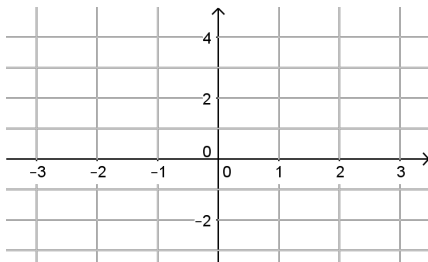
$$y = |3x - 1|$$

we first graph the equation without Absolute Values.

$$y = 3x - 1$$

To sketch the line, we need to find the

$$y\text{-int: } x = 0$$



## Graphing Solutions to:

Example: Graph solutions to the equation:

$$y = |3x - 1|$$

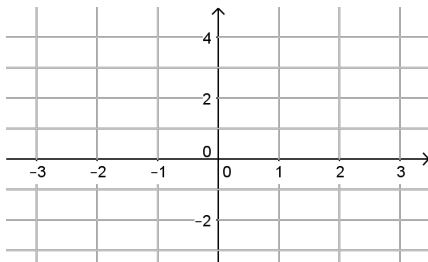
we first graph the equation without Absolute Values.

$$y = 3x - 1$$

To sketch the line, we need to find the

$$y\text{-int: } x = 0$$

$$y = 3 \cdot 0 - 1$$



## Graphing Solutions to:

Example: Graph solutions to the equation:

$$y = |3x - 1|$$

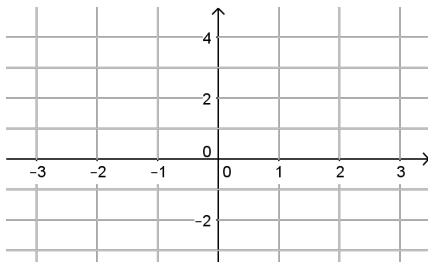
we first graph the equation without Absolute Values.

$$y = 3x - 1$$

To sketch the line, we need to find the

$$y\text{-int: } x = 0$$

$$y = 3 \cdot 0 - 1 = -1$$





## Graphing Solutions to:

Example: Graph solutions to the equation:

$$y = |3x - 1|$$

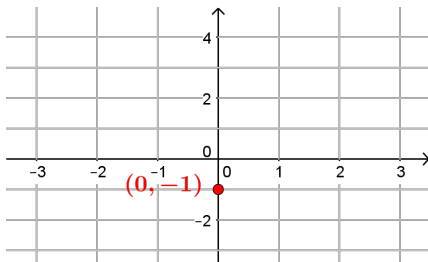
we first graph the equation without Absolute Values.

$$y = 3x - 1$$

To sketch the line, we need to find the

$y$ -int:  $x = 0$

$$y = 3 \cdot 0 - 1 = -1 \rightarrow (0, -1)$$



## Graphing Solutions to:

Example: Graph solutions to the equation:

$$y = |3x - 1|$$

we first graph the equation without Absolute Values.

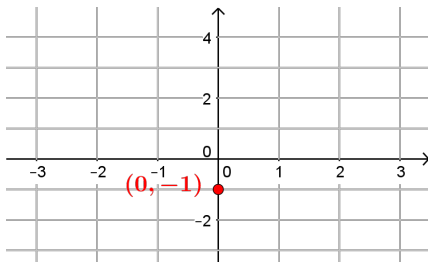
$$y = 3x - 1$$

To sketch the line, we need to find the

$y$ -int:  $x = 0$

$$y = 3 \cdot 0 - 1 = -1 \rightarrow (0, -1)$$

$x$ -int:  $y = 0$



## Graphing Solutions to:

Example: Graph solutions to the equation:

$$y = |3x - 1|$$

we first graph the equation without Absolute Values.

$$y = 3x - 1$$

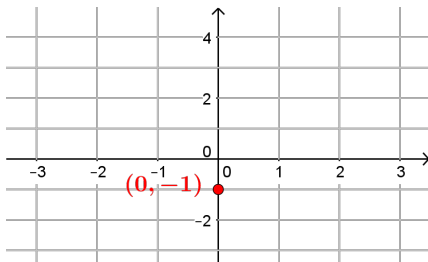
To sketch the line, we need to find the

$y$ -int:  $x = 0$

$$y = 3 \cdot 0 - 1 = -1 \rightarrow (0, -1)$$

$x$ -int:  $y = 0$

$$0 = 3 \cdot x - 1$$



## Graphing Solutions to:

Example: Graph solutions to the equation:

$$y = |3x - 1|$$

we first graph the equation without Absolute Values.

$$y = 3x - 1$$

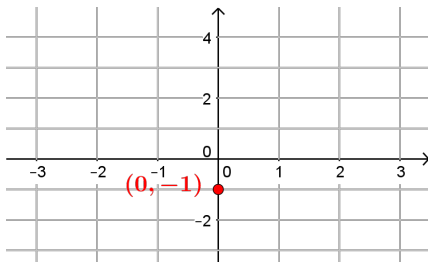
To sketch the line, we need to find the

$y$ -int:  $x = 0$

$$y = 3 \cdot 0 - 1 = -1 \rightarrow (0, -1)$$

$x$ -int:  $y = 0$

$$0 = 3 \cdot x - 1 \Leftrightarrow 1 = 3x$$



## Graphing Solutions to:

Example: Graph solutions to the equation:

$$y = |3x - 1|$$

we first graph the equation without Absolute Values.

$$y = 3x - 1$$

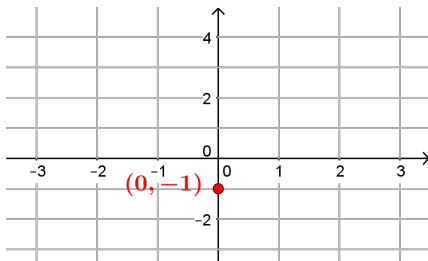
To sketch the line, we need to find the

$y$ -int:  $x = 0$

$$y = 3 \cdot 0 - 1 = -1 \rightarrow (0, -1)$$

$x$ -int:  $y = 0$

$$0 = 3 \cdot x - 1 \Leftrightarrow 1 = 3x \Leftrightarrow x = \frac{1}{3}$$



## Graphing Solutions to:

Example: Graph solutions to the equation:

$$y = |3x - 1|$$

we first graph the equation without Absolute Values.

$$y = 3x - 1$$

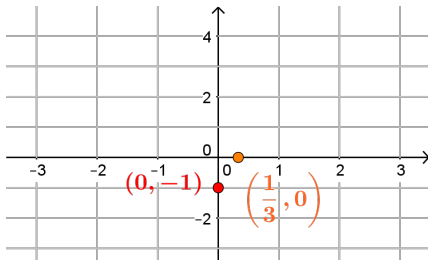
To sketch the line, we need to find the

$y$ -int:  $x = 0$

$$y = 3 \cdot 0 - 1 = -1 \rightarrow (0, -1)$$

$x$ -int:  $y = 0$

$$0 = 3 \cdot x - 1 \Leftrightarrow 1 = 3x \Leftrightarrow x = \frac{1}{3} \rightarrow \left(\frac{1}{3}, 0\right)$$



## Graphing Solutions to:

Example: Graph solutions to the equation:

$$y = |3x - 1|$$

we first graph the equation without Absolute Values.

$$y = 3x - 1$$

To sketch the line, we need to find the

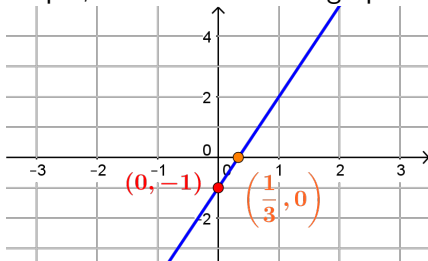
$y$ -int:  $x = 0$

$$y = 3 \cdot 0 - 1 = -1 \rightarrow (0, -1)$$

$x$ -int:  $y = 0$

$$0 = 3 \cdot x - 1 \Leftrightarrow 1 = 3x \Leftrightarrow x = \frac{1}{3} \rightarrow \left(\frac{1}{3}, 0\right)$$

Using the intercepts, we can sketch the graph of the line



## Graphing Solutions to:

Example: Graph solutions to the equation:

$$y = |3x - 1|$$

we first graph the equation without Absolute Values.

$$y = 3x - 1$$

To sketch the line, we need to find the

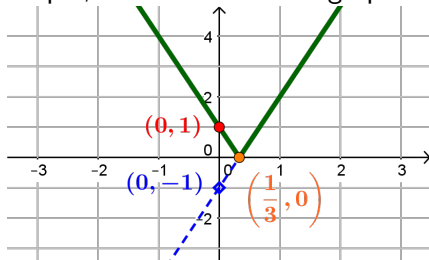
$y$ -int:  $x = 0$

$$y = 3 \cdot 0 - 1 = -1 \rightarrow (0, -1)$$

$x$ -int:  $y = 0$

$$0 = 3 \cdot x - 1 \Leftrightarrow 1 = 3x \Leftrightarrow x = \frac{1}{3} \rightarrow \left(\frac{1}{3}, 0\right)$$

Using the intercepts, we can sketch the graph of the line



Taking the absolute value will make all  $y$ -values positive



## Graphing Solutions to:

Example: Graph solutions to the equation:

$$y = |3x - 1|$$

we first graph the equation without Absolute Values.

$$y = 3x - 1$$

To sketch the line, we need to find the

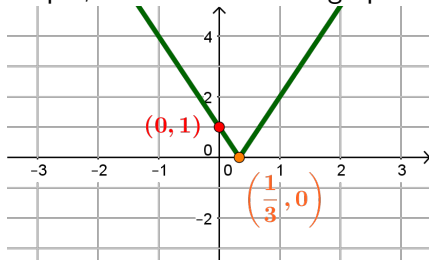
$y$ -int:  $x = 0$

$$y = 3 \cdot 0 - 1 = -1 \rightarrow (0, -1)$$

$x$ -int:  $y = 0$

$$0 = 3 \cdot x - 1 \Leftrightarrow 1 = 3x \Leftrightarrow x = \frac{1}{3} \rightarrow \left(\frac{1}{3}, 0\right)$$

Using the intercepts, we can sketch the graph of the line



Taking the absolute value will make all  $y$ -values positive