

Graphing Solutions to:

Graphing Solutions to:

Example: Graph solutions to the equation:

$$y = |3x - 1|$$

Graphing Solutions to:

Example: Graph solutions to the equation:

$$y = |3x - 1|$$

▶ Like Ex 1

we first graph the equation without Absolute Values.

Graphing Solutions to:

Example: Graph solutions to the equation:

$$y = |3x - 1|$$

▶ Like Ex 1 we first graph the equation without Absolute Values.

$$y = 3x - 1$$

Graphing Solutions to:

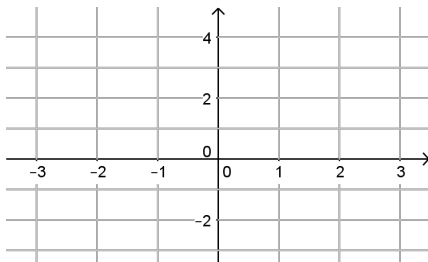
Example: Graph solutions to the equation:

$$y = |3x - 1|$$

▶ Like Ex 1 we first graph the equation without Absolute Values.

$$y = 3x - 1$$

To sketch the line, we need to find the ▶ intercepts



Graphing Solutions to:

Example: Graph solutions to the equation:

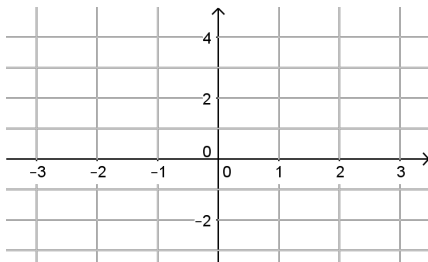
$$y = |3x - 1|$$

▶ Like Ex 1 we first graph the equation without Absolute Values.

$$y = 3x - 1$$

To sketch the line, we need to find the ▶ intercepts

y -int: $x = 0$



Graphing Solutions to:

Example: Graph solutions to the equation:

$$y = |3x - 1|$$

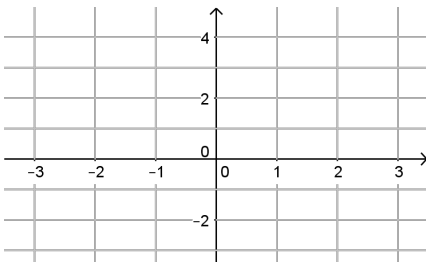
▶ Like Ex 1 we first graph the equation without Absolute Values.

$$y = 3x - 1$$

To sketch the line, we need to find the ▶ intercepts

$$y\text{-int: } x = 0$$

$$y = 3 \cdot 0 - 1$$



Graphing Solutions to:

Example: Graph solutions to the equation:

$$y = |3x - 1|$$

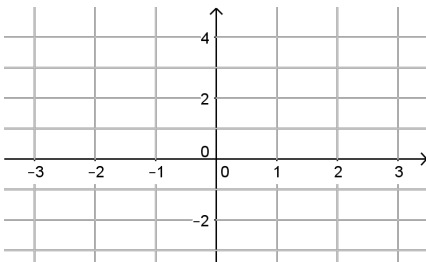
▶ Like Ex 1 we first graph the equation without Absolute Values.

$$y = 3x - 1$$

To sketch the line, we need to find the ▶ intercepts

$$y\text{-int: } x = 0$$

$$y = 3 \cdot 0 - 1 = -1$$



Graphing Solutions to:

Example: Graph solutions to the equation:

$$y = |3x - 1|$$

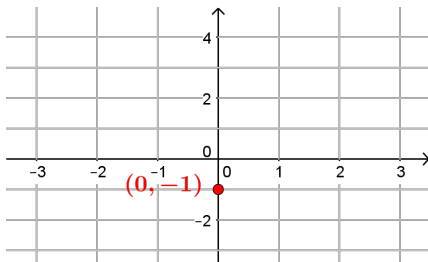
▶ Like Ex 1 we first graph the equation without Absolute Values.

$$y = 3x - 1$$

To sketch the line, we need to find the ▶ intercepts

y -int: $x = 0$

$$y = 3 \cdot 0 - 1 = -1 \rightarrow (0, -1)$$



Graphing Solutions to:

Example: Graph solutions to the equation:

$$y = |3x - 1|$$

▶ Like Ex 1 we first graph the equation without Absolute Values.

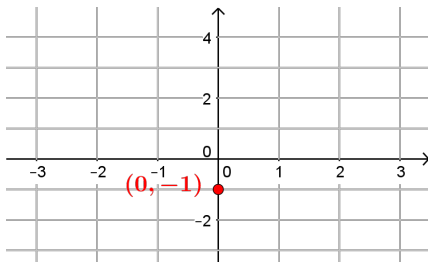
$$y = 3x - 1$$

To sketch the line, we need to find the ▶ intercepts

y -int: $x = 0$

$$y = 3 \cdot 0 - 1 = -1 \rightarrow (0, -1)$$

x -int: $y = 0$



Graphing Solutions to:

Example: Graph solutions to the equation:

$$y = |3x - 1|$$

▶ Like Ex 1 we first graph the equation without Absolute Values.

$$y = 3x - 1$$

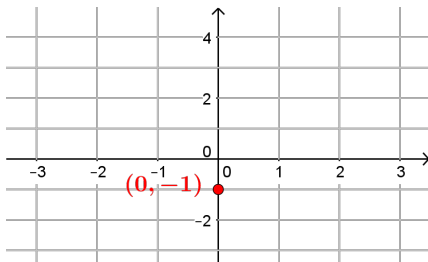
To sketch the line, we need to find the ▶ intercepts

y -int: $x = 0$

$$y = 3 \cdot 0 - 1 = -1 \rightarrow (0, -1)$$

x -int: $y = 0$

$$0 = 3 \cdot x - 1$$



Graphing Solutions to:

Example: Graph solutions to the equation:

$$y = |3x - 1|$$

▶ Like Ex 1 we first graph the equation without Absolute Values.

$$y = 3x - 1$$

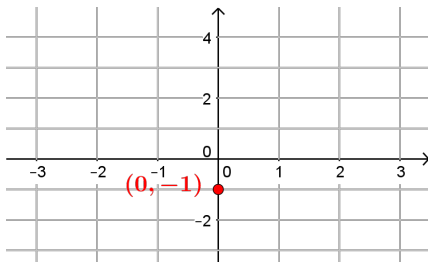
To sketch the line, we need to find the ▶ intercepts

y -int: $x = 0$

$$y = 3 \cdot 0 - 1 = -1 \rightarrow (0, -1)$$

x -int: $y = 0$

$$0 = 3 \cdot x - 1 \Leftrightarrow 1 = 3x$$



Graphing Solutions to:

Example: Graph solutions to the equation:

$$y = |3x - 1|$$

▶ Like Ex 1 we first graph the equation without Absolute Values.

$$y = 3x - 1$$

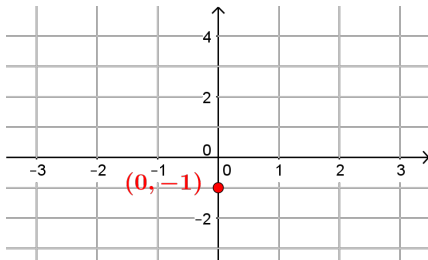
To sketch the line, we need to find the ▶ intercepts

y-int: $x = 0$

$$y = 3 \cdot 0 - 1 = -1 \rightarrow (0, -1)$$

x-int: $y = 0$

$$0 = 3 \cdot x - 1 \Leftrightarrow 1 = 3x \Leftrightarrow x = \frac{1}{3}$$



Graphing Solutions to:

Example: Graph solutions to the equation:

$$y = |3x - 1|$$

▶ Like Ex 1 we first graph the equation without Absolute Values.

$$y = 3x - 1$$

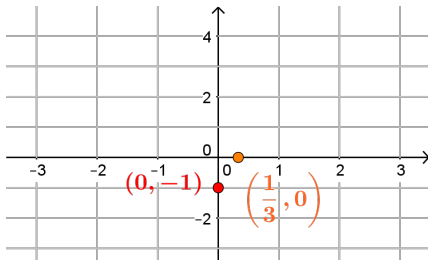
To sketch the line, we need to find the ▶ intercepts

y -int: $x = 0$

$$y = 3 \cdot 0 - 1 = -1 \rightarrow (0, -1)$$

x -int: $y = 0$

$$0 = 3 \cdot x - 1 \Leftrightarrow 1 = 3x \Leftrightarrow x = \frac{1}{3} \rightarrow \left(\frac{1}{3}, 0\right)$$



Graphing Solutions to:

Example: Graph solutions to the equation:

$$y = |3x - 1|$$

▶ Like Ex 1 we first graph the equation without Absolute Values.

$$y = 3x - 1$$

To sketch the line, we need to find the ▶ intercepts

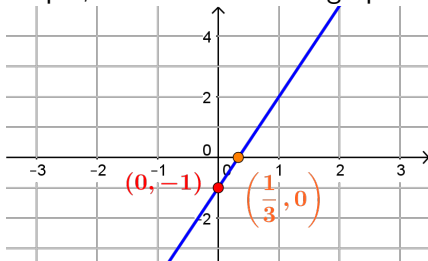
y -int: $x = 0$

$$y = 3 \cdot 0 - 1 = -1 \rightarrow (0, -1)$$

x -int: $y = 0$

$$0 = 3 \cdot x - 1 \Leftrightarrow 1 = 3x \Leftrightarrow x = \frac{1}{3} \rightarrow \left(\frac{1}{3}, 0\right)$$

Using the intercepts, we can sketch the graph of the line



Graphing Solutions to:

Example: Graph solutions to the equation:

$$y = |3x - 1|$$

▶ Like Ex 1 we first graph the equation without Absolute Values.

$$y = 3x - 1$$

To sketch the line, we need to find the ▶ intercepts

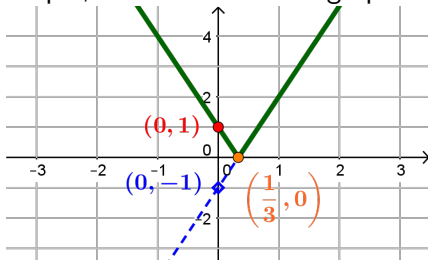
y -int: $x = 0$

$$y = 3 \cdot 0 - 1 = -1 \rightarrow (0, -1)$$

x -int: $y = 0$

$$0 = 3 \cdot x - 1 \Leftrightarrow 1 = 3x \Leftrightarrow x = \frac{1}{3} \rightarrow \left(\frac{1}{3}, 0\right)$$

Using the intercepts, we can sketch the graph of the line



Taking the absolute value will make all y -values positive

Graphing Solutions to:

Example: Graph solutions to the equation:

$$y = |3x - 1|$$

▶ Like Ex 1 we first graph the equation without Absolute Values.

$$y = 3x - 1$$

To sketch the line, we need to find the ▶ intercepts

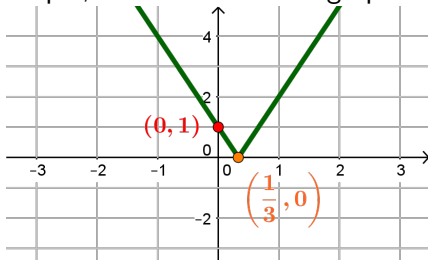
y -int: $x = 0$

$$y = 3 \cdot 0 - 1 = -1 \rightarrow (0, -1)$$

x -int: $y = 0$

$$0 = 3 \cdot x - 1 \Leftrightarrow 1 = 3x \Leftrightarrow x = \frac{1}{3} \rightarrow \left(\frac{1}{3}, 0\right)$$

Using the intercepts, we can sketch the graph of the line



Taking the absolute value will make all y -values positive